

6

5

4

3

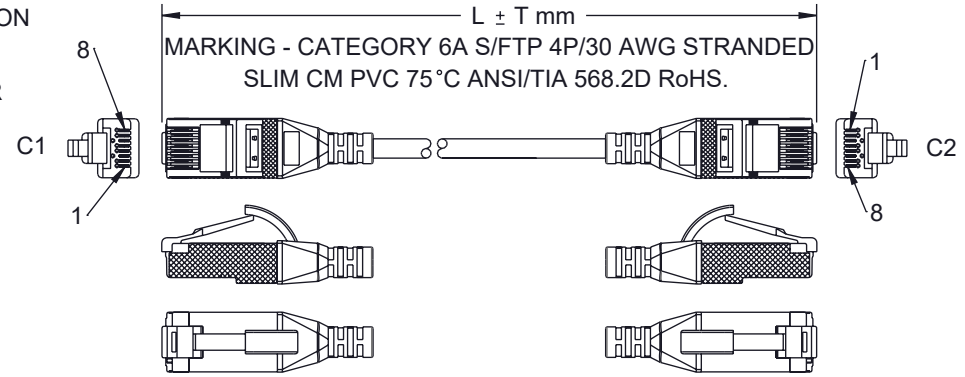
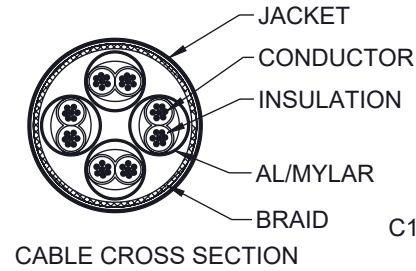
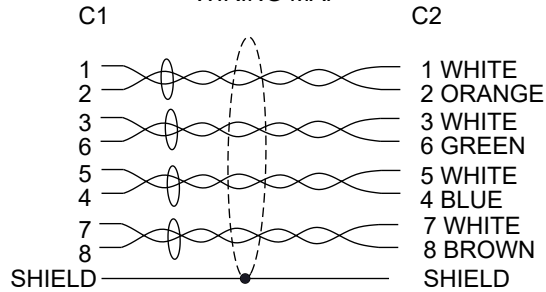
2

1

REVISION

ZONE	REV	DESCRIPTION	DATE	CHANGED BY	APPROVED
	B	UPDATED PER ECO-13842	09/17/2024	HBAKKE	GUTTADAURO

WIRING MAP



NOTES:-

OVERVIEW:

Bandwidth : 500 MHz
O.D. : 4.5 mm
CONDUCTOR : 30 AWG
Approvals : RoHS
Connector : 50 U" gold plated RJ45 connector

PHYSICAL Characteristics:

Cable Type - Cat6A S/FTP
Connector Type(s) - RJ45
Wiring Scheme - T568B
Temperature Rating
Installation : 0 Deg. C to 50 Deg. C
Operation : -20 Deg. C to 60 Deg. C
Voltage rating - 30V

Conductor (Qty. 4 twisted pair):

Conductor Type - 30 AWG (7/0.10 ± 0.008 mm),
Stranded Bare Copper
Insulation - FMPE
Diameter - 0.75 ± 0.05 mm
Pair Identification:
Pair 1 = Orange, Orange-White
Pair 2 = Blue, Blue-White
Pair 3 = Green, Green-White
Pair 4 = Brown, Brown-White

Connector Type (Qty.2):

Connector Type - 8P8C (RJ45)
Gender - Male
Connector Material - PC
Contact Material - Copper Alloy, Gold Plating 50 U"
Hood Material - PVC

Overall Cable :

Jacket - CM PVC
Minimum Average Thickness - 0.60 mm
Outer Diameter - 4.5 ± 0.15 mm

Electrical Characteristics:

Conductor DC Resistance - 60.10 Ω / 100 m
(maximum)
Impedance - 100 Ω
Capacitance - 5600 pf/100m
Propagation Delay - 545ns/100m (Maximum)
Delay Skew - 45ns/100m (Maximum)
Pass Fluke DSX 8000 ISO Patch Cord Test

REGULATORY COMPLIANCE:

EU RoHS DIRECTIVE (MOST RECENT RELEASED VERSION)

THE INFORMATION CONTAINED IN THIS DRAWING IS THE SOLE PROPERTY OF INFINITE ELECTRONICS, INC. ANY REPRODUCTION IN PART OR WHOLE WITHOUT THE WRITTEN PERMISSION OF INFINITE ELECTRONICS, INC. IS PROHIBITED. THESE COMMODITIES, TECHNOLOGY OR SOFTWARE WERE EXPORTED FROM THE UNITED STATES IN ACCORDANCE WITH THE EXPORT ADMINISTRATION REGULATIONS. DIVERSION CONTRARY TO U.S. LAW PROHIBITED.

UNLESS OTHERWISE SPECIFIED
LEADING DIMENSIONS ARE INCHES
DIMENSIONS IN [] ARE MILLIMETERS

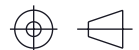
TOLERANCES:
X = ±.2 [5] FRACTIONS
XX = ±.02 [0.5] ± 1/32
.XXX = ±.005 [0.13] ANGLES ± 1°

CABLE LENGTH TOLERANCES:
≤12 [305] = +1 [25] / -0
>12 [305] ≤ 60 [1524] = +2 [51] / -0
>60 [1524] ≤ 120 [3048] = +4 [102] / -0
>120 [3048] ≤ 300 [7620] = +6 [152] / -0
>300 [7620] = +5% / -0

ALL DIMENSIONS ARE FOR REFERENCE ONLY
AND SUBJECT TO CHANGE WITHOUT NOTICE.
UN-DIMENSIONED/NON-CRITICAL FEATURES
MAY VARY IN SIZE AND LOCATION
COLORS MAY VARY

L-com
an INFINIT® brand

Website: www.L-com.com
Phone: 1.800.341.5266 | 1.978.682.6936



INTERPRET ALL DIMENSIONS AND
TOLERANCES PER ASME Y14.5

SCALE SHEET

NONE 1 OF 2

DESCRIPTION

Category 6a 10Gig Component Tested Slim Ethernet Patch Cable,
S/FTP Double Shielded, 30AWG, RJ45 Male Plug, CM PVC, Black,
2FT

SIZE	CAGE CODE	DRAWN BY	ITEM NO.	REV
A	43321	PSRINIVAS	TRD630ADS-BLK-2F	B

6

5

4

3

2

1

6

5

4

3

2

1

F

F

PART NUMBER	CABLE COLOUR	LENGTH FEET [METERS]	TOLERANCE INCH [mm]	PART NUMBER	CABLE COLOUR	LENGTH FEET [METERS]	TOLERANCE INCH [mm]
TRD630ADS-BLK-1F	BLACK	1 [0.30]	+ 1.37 [35] / - 0.59 [15]	TRD630ADS-BLU-1F	BLUE	1 [0.30]	+ 1.37 [35] / - 0.59 [15]
TRD630ADS-BLK-2F	BLACK	2 [0.61]	+ 1.37 [35] / - 0.59 [15]	TRD630ADS-BLU-2F	BLUE	2 [0.61]	+ 1.37 [35] / - 0.59 [15]
TRD630ADS-BLK-3F	BLACK	3 [0.91]	+ 1.37 [35] / - 0.59 [15]	TRD630ADS-BLU-3F	BLUE	3 [0.91]	+ 1.37 [35] / - 0.59 [15]
TRD630ADS-BLK-5F	BLACK	5 [1.52]	+ 1.37 [35] / - 0.79 [20]	TRD630ADS-BLU-5F	BLUE	5 [1.52]	+ 1.37 [35] / - 0.79 [20]
TRD630ADS-BLK-7F	BLACK	7 [2.13]	+ 1.37 [35] / - 1.18 [30]	TRD630ADS-BLU-7F	BLUE	7 [2.13]	+ 1.37 [35] / - 1.18 [30]
TRD630ADS-BLK-10F	BLACK	10 [3.05]	+ 1.37 [35] / - 1.18 [30]	TRD630ADS-BLU-10F	BLUE	10 [3.05]	+ 1.37 [35] / - 1.18 [30]
TRD630ADS-BLK-15F	BLACK	15 [4.57]	+ 1.37 [35] / - 1.18 [30]	TRD630ADS-BLU-15F	BLUE	15 [4.57]	+ 1.37 [35] / - 1.18 [30]
TRD630ADS-BLK-20F	BLACK	20 [6.10]	± 2.36 [60]	TRD630ADS-BLU-20F	BLUE	20 [6.10]	± 2.36 [60]
TRD630ADS-BLK-25F	BLACK	25 [7.62]	± 2.36 [60]	TRD630ADS-BLU-25F	BLUE	25 [7.62]	± 2.36 [60]

E

E

D

D

PART NUMBER	CABLE COLOUR	LENGTH FEET [METERS]	TOLERANCE INCH [mm]
TRD630ADS-GRN-1F	GREEN	1 [0.30]	+ 1.37 [35] / - 0.59 [15]
TRD630ADS-GRN-2F	GREEN	2 [0.61]	+ 1.37 [35] / - 0.59 [15]
TRD630ADS-GRN-3F	GREEN	3 [0.91]	+ 1.37 [35] / - 0.59 [15]
TRD630ADS-GRN-5F	GREEN	5 [1.52]	+ 1.37 [35] / - 0.79 [20]
TRD630ADS-GRN-7F	GREEN	7 [2.13]	+ 1.37 [35] / - 1.18 [30]
TRD630ADS-GRN-10F	GREEN	10 [3.05]	+ 1.37 [35] / - 1.18 [30]
TRD630ADS-GRN-15F	GREEN	15 [4.57]	+ 1.37 [35] / - 1.18 [30]
TRD630ADS-GRN-20F	GREEN	20 [6.10]	± 2.36 [60]
TRD630ADS-GRN-25F	GREEN	25 [7.62]	± 2.36 [60]

C

C

B

B

A

A

THE INFORMATION CONTAINED IN THIS DRAWING IS THE SOLE PROPERTY OF INFINITE ELECTRONICS, INC. ANY REPRODUCTION IN PART OR WHOLE WITHOUT THE WRITTEN PERMISSION OF INFINITE ELECTRONICS, INC. IS PROHIBITED. THESE COMMODITIES, TECHNOLOGY OR SOFTWARE WERE EXPORTED FROM THE UNITED STATES IN ACCORDANCE WITH THE EXPORT ADMINISTRATION REGULATIONS. DIVERSION CONTRARY TO U.S. LAW PROHIBITED.

ALL DIMENSIONS ARE FOR REFERENCE ONLY AND SUBJECT TO CHANGE WITHOUT NOTICE. UN-DIMENSIONED/NON-CRITICAL FEATURES MAY VARY IN SIZE AND LOCATION. COLORS MAY VARY.

 an INFINIT® brand Website: www.L-com.com Phone: 1.800.341.5266 1.978.682.6936			 INTERPRET ALL DIMENSIONS AND TOLERANCES PER ASME Y14.5	
			SCALE	SHEET
DESCRIPTION			NONE	2 OF 2
Category 6a 10gig Component Tested Slim Ethernet Patch Cable, S/FTP Double Shielded, 30AWG, RJ45 Male Plug, CM PVC, Black, 2FT				
SIZE	CAGE CODE	DRAWN BY	ITEM NO.	REV
A	43321	PSRINIVAS	TRD630ADS-BLK-2F	B

6

5

4

3

2

1