

6

5

4

3

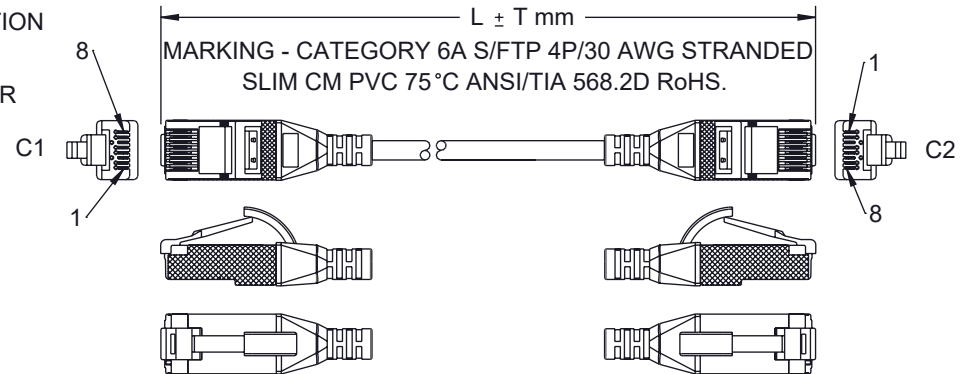
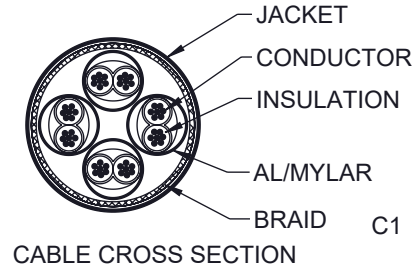
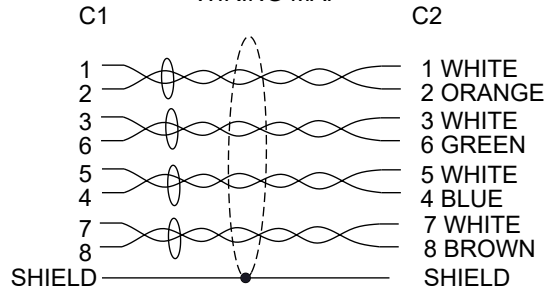
2

1

## REVISION

ZONE	REV	DESCRIPTION	DATE	CHANGED BY	APPROVED
	B	UPDATED PER ECO-13842	09/17/2024	HBAKKE	GUTTADAURO

## WIRING MAP



## NOTES:-

## OVERVIEW:

Bandwidth : 500 MHz

O.D. : 4.5 mm

CONDUCTOR : 30 AWG

Approvals : RoHS

Connector : 50 U" gold plated RJ45 connector

## PHYSICAL Characteristics:

Cable Type - Cat6A S/FTP

Connector Type(s) - RJ45

Wiring Scheme - T568B

Temperature Rating

Installation : 0 Deg. C to 50 Deg. C

Operation : -20 Deg. C to 60 Deg. C

Voltage rating - 30V

## Conductor (Qty. 4 twisted pair):

Conductor Type - 30 AWG (7/0.10 ± 0.008 mm),

Stranded Bare Copper

Insulation - FMPE

Diameter - 0.75 ± 0.05 mm

Pair Identification:

Pair 1 = Orange, Orange-White

Pair 2 = Blue, Blue-White

Pair 3 = Green, Green-White

Pair 4 = Brown, Brown-White

Connector Type (Qty.2):

Connector Type - 8P8C (RJ45)

Gender - Male

Connector Material - PC

Contact Material - Copper Alloy, Gold Plating 50 U"

Hood Material - PVC

## Overall Cable :

Jacket - CM PVC

Minimum Average Thickness - 0.60 mm

Outer Diameter - 4.5 ± 0.15 mm

## Electrical Characteristics:

Conductor DC Resistance - 60.10 Ω / 100 m (maximum)

Impedance - 100 Ω

Capacitance - 5600 pf/100m

Propagation Delay - 545ns/100m (Maximum)

Delay Skew - 45ns/100m (Maximum)

Pass Fluke DSX 8000 ISO Patch Cord Test

## REGULATORY COMPLIANCE:

EU RoHS DIRECTIVE (MOST RECENT RELEASED VERSION)

THE INFORMATION CONTAINED IN THIS DRAWING IS THE SOLE PROPERTY OF INFINITE ELECTRONICS, INC. ANY REPRODUCTION IN PART OR WHOLE WITHOUT THE WRITTEN PERMISSION OF INFINITE ELECTRONICS, INC. IS PROHIBITED. THESE COMMODITIES, TECHNOLOGY OR SOFTWARE WERE EXPORTED FROM THE UNITED STATES IN ACCORDANCE WITH THE EXPORT ADMINISTRATION REGULATIONS. DIVERSION CONTRARY TO U.S. LAW PROHIBITED.

UNLESS OTHERWISE SPECIFIED  
LEADING DIMENSIONS ARE INCHES  
DIMENSIONS IN [ ] ARE MILLIMETERS

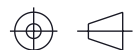
TOLERANCES:  
X = ±.2 [5] | FRACTIONS  
XX = ±.02 [0.5] | ± 1/32  
.XXX = ±.005 [0.13] | ANGLES ± 1°

CABLE LENGTH TOLERANCES:  
≤12 [305] = +1 [25] / -0  
>12 [305] ≤ 60 [1524] = +2 [51] / -0  
>60 [1524] ≤ 120 [3048] = +4 [102] / -0  
>120 [3048] ≤ 300 [7620] = +6 [152] / -0  
>300 [7620] = +5% / -0

ALL DIMENSIONS ARE FOR REFERENCE ONLY  
AND SUBJECT TO CHANGE WITHOUT NOTICE.  
UN-DIMENSIONED/NON-CRITICAL FEATURES  
MAY VARY IN SIZE AND LOCATION  
COLORS MAY VARY

**L-com**  
an INFINIT® brand

Website: www.L-com.com  
Phone: 1.800.341.5266 | 1.978.682.6936



INTERPRET ALL DIMENSIONS AND  
TOLERANCES PER ASME Y14.5

SCALE SHEET

NONE 1 OF 2

## DESCRIPTION

Category 6a 10gig Component Tested Slim Ethernet Patch Cable,  
S/FTP Double Shielded, 30AWG, RJ45 Male Plug, CM PVC, Green,  
5FT

SIZE	CAGE CODE	DRAWN BY	ITEM NO.	REV
A	43321	PSRINIVAS	TRD630ADS-GRN-5F	B

6

5

4

3

2

1

6

5

4

3

2

1

F

F

PART NUMBER	CABLE COLOUR	LENGTH FEET [METERS]	TOLERANCE INCH [mm]	PART NUMBER	CABLE COLOUR	LENGTH FEET [METERS]	TOLERANCE INCH [mm]
TRD630ADS-BLK-1F	BLACK	1 [0.30]	+ 1.37 [ 35 ] / - 0.59 [ 15 ]	TRD630ADS-BLU-1F	BLUE	1 [0.30]	+ 1.37 [ 35 ] / - 0.59 [ 15 ]
TRD630ADS-BLK-2F	BLACK	2 [0.61]	+ 1.37 [ 35 ] / - 0.59 [ 15 ]	TRD630ADS-BLU-2F	BLUE	2 [0.61]	+ 1.37 [ 35 ] / - 0.59 [ 15 ]
TRD630ADS-BLK-3F	BLACK	3 [0.91]	+ 1.37 [ 35 ] / - 0.59 [ 15 ]	TRD630ADS-BLU-3F	BLUE	3 [0.91]	+ 1.37 [ 35 ] / - 0.59 [ 15 ]
TRD630ADS-BLK-5F	BLACK	5 [1.52]	+ 1.37 [ 35 ] / - 0.79 [ 20 ]	TRD630ADS-BLU-5F	BLUE	5 [1.52]	+ 1.37 [ 35 ] / - 0.79 [ 20 ]
TRD630ADS-BLK-7F	BLACK	7 [2.13]	+ 1.37 [ 35 ] / - 1.18 [ 30 ]	TRD630ADS-BLU-7F	BLUE	7 [2.13]	+ 1.37 [ 35 ] / - 1.18 [ 30 ]
TRD630ADS-BLK-10F	BLACK	10 [3.05]	+ 1.37 [ 35 ] / - 1.18 [ 30 ]	TRD630ADS-BLU-10F	BLUE	10 [3.05]	+ 1.37 [ 35 ] / - 1.18 [ 30 ]
TRD630ADS-BLK-15F	BLACK	15 [4.57]	+ 1.37 [ 35 ] / - 1.18 [ 30 ]	TRD630ADS-BLU-15F	BLUE	15 [4.57]	+ 1.37 [ 35 ] / - 1.18 [ 30 ]
TRD630ADS-BLK-20F	BLACK	20 [6.10]	± 2.36 [ 60 ]	TRD630ADS-BLU-20F	BLUE	20 [6.10]	± 2.36 [ 60 ]
TRD630ADS-BLK-25F	BLACK	25 [7.62]	± 2.36 [ 60 ]	TRD630ADS-BLU-25F	BLUE	25 [7.62]	± 2.36 [ 60 ]

E

E

D

D

PART NUMBER	CABLE COLOUR	LENGTH FEET [METERS]	TOLERANCE INCH [mm]
TRD630ADS-GRN-1F	GREEN	1 [0.30]	+ 1.37 [ 35 ] / - 0.59 [ 15 ]
TRD630ADS-GRN-2F	GREEN	2 [0.61]	+ 1.37 [ 35 ] / - 0.59 [ 15 ]
TRD630ADS-GRN-3F	GREEN	3 [0.91]	+ 1.37 [ 35 ] / - 0.59 [ 15 ]
TRD630ADS-GRN-5F	GREEN	5 [1.52]	+ 1.37 [ 35 ] / - 0.79 [ 20 ]
TRD630ADS-GRN-7F	GREEN	7 [2.13]	+ 1.37 [ 35 ] / - 1.18 [ 30 ]
TRD630ADS-GRN-10F	GREEN	10 [3.05]	+ 1.37 [ 35 ] / - 1.18 [ 30 ]
TRD630ADS-GRN-15F	GREEN	15 [4.57]	+ 1.37 [ 35 ] / - 1.18 [ 30 ]
TRD630ADS-GRN-20F	GREEN	20 [6.10]	± 2.36 [ 60 ]
TRD630ADS-GRN-25F	GREEN	25 [7.62]	± 2.36 [ 60 ]

C

C

B

B

A

A

THE INFORMATION CONTAINED IN THIS DRAWING IS THE SOLE PROPERTY OF INFINITE ELECTRONICS, INC. ANY REPRODUCTION IN PART OR WHOLE WITHOUT THE WRITTEN PERMISSION OF INFINITE ELECTRONICS, INC. IS PROHIBITED. THESE COMMODITIES, TECHNOLOGY OR SOFTWARE WERE EXPORTED FROM THE UNITED STATES IN ACCORDANCE WITH THE EXPORT ADMINISTRATION REGULATIONS. DIVERSION CONTRARY TO U.S. LAW PROHIBITED.

ALL DIMENSIONS ARE FOR REFERENCE ONLY AND SUBJECT TO CHANGE WITHOUT NOTICE. UN-DIMENSIONED/NON-CRITICAL FEATURES MAY VARY IN SIZE AND LOCATION. COLORS MAY VARY.

 <b>an INFINIT® brand</b> Website: www.L-com.com Phone: 1.800.341.5266   1.978.682.6936			 INTERPRET ALL DIMENSIONS AND TOLERANCES PER ASME Y14.5	
			SCALE NONE	SHEET 2 OF 2
DESCRIPTION Category 6a 10gig Component Tested Slim Ethernet Patch Cable, S/FTP Double Shielded, 30AWG, RJ45 Male Plug, CM PVC, Green, 5FT				
SIZE A	CAGE CODE 43321	DRAWN BY PSRINIVAS	ITEM NO. TRD630ADS-GRN-5F	REV B

6

5

4

3

2

1