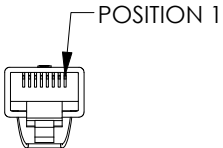
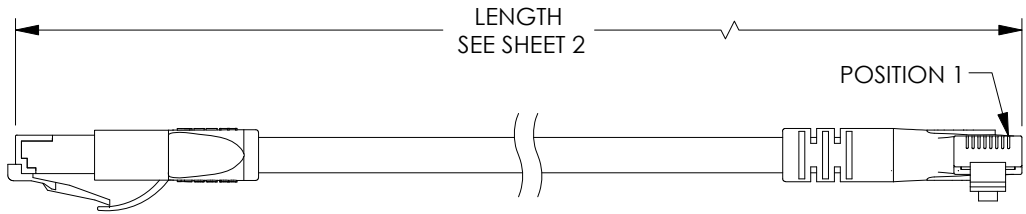
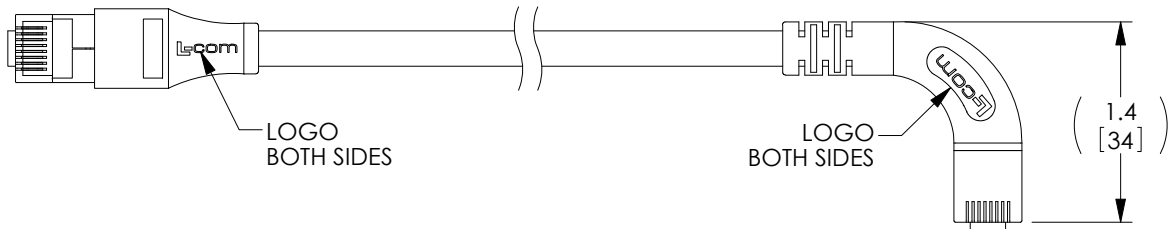


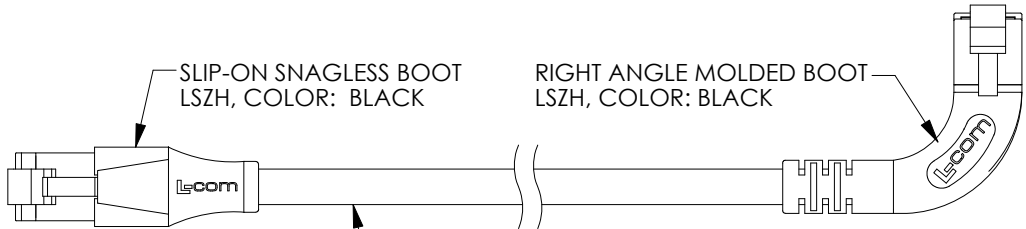
THE INFORMATION CONTAINED IN THIS DRAWING IS THE SOLE PROPERTY OF L-COM, INC. ANY REPRODUCTION IN PART OR WHOLE WITHOUT THE WRITTEN PERMISSION OF L-COM, INC. IS PROHIBITED.

REVISIONS			
REV	DESCRIPTION	DATE	APPROVED
A	RELEASED FOR PRODUCTION	6/11/12	D. DESJARDIN
B	ECN6548: UPDATED NOTES. CHANGED PE NOTE TO LSZH	12/3/12	D. DESJARDIN
C	ECN 7667: REMOVE CHANNEL RATING NOTE AND ALL LENGTHS OVER 30 FT	11/25/14	D. FRISIELLO

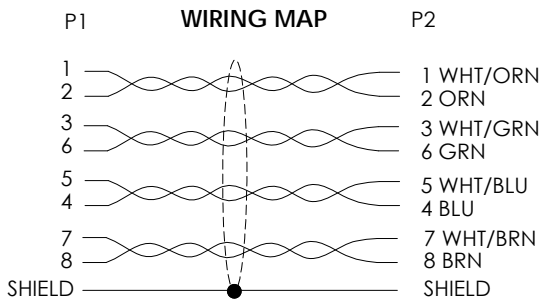


P2  
SHIELDED RJ45 MODULAR PLUG  
GOLD PLATED CONTACTS  
(8P8C)

P1  
SHIELDED RJ45 MODULAR PLUG  
GOLD PLATED CONTACTS  
(8P8C)



FOUR SHIELDED TWISTED PAIRS, CATEGORY 6  
26 AWG STRANDED COPPER WITH  
ALUMINUM/POLYESTER SHIELDING AND DRAIN WIRE  
LOW SMOKE ZERO HALOGEN JACKET  
SEE SHEET 2 FOR COLOR



**NOTES:**

1. PLUG CONFORMS TO TIA-1096
2. CABLE ASSEMBLY SHALL BE TESTED FOR CONTINUITY.
3. CABLE ASSEMBLY SHALL BE INDIVIDUALLY PACKAGED IN ACCORDANCE WITH L-COM SPECIFICATION PS-0031.

**REGULATORY COMPLIANCE:**  
CE2011/65/EU(RoHS DIRECTIVE)

UNLESS OTHERWISE SPECIFIED, DIMENSIONS ARE IN INCHES [mm] OVERALL CABLE LENGTH TOLERANCE: $\leq 12$ [305] = +1 [25] / -0 $> 12$ [305] $\leq 60$ [1524] = +2 [51] / -0 $> 60$ [1524] $\leq 120$ [3048] = +4 [102] / -0 $> 120$ [3048] $\leq 300$ [7620] = +6 [152] / -0 $> 300$ [7620] = +5% / -0% ALL OTHER DIMENSIONAL TOLERANCES: .X = ±.2 [5.08] .XX = ±.02 [51] .XXX = ±.005 [13]	APPROVALS DRAWN BY D. PARHAM CHECKED BY ENG APPROVED BY D. GALLAGHER	DATE 02/13/2012 6/11/12 6/11/12		45 BEECHWOOD DRIVE NORTH ANDOVER, MA 01845	
	CONFIGURATION DETAILS OF UNDIMENSIONED FEATURES MAY VARY		CATEGORY <b>TELECOM/MODULAR</b>	PRODUCT DESCRIPTION <b>C6 LSZ FTP STR-RGT</b>	
	PROJECTION 	COLOR VARIATIONS MAY OCCUR	SIZE <b>A</b>	FSCM NO. <b>43321</b>	DWG. NO. <b>TRD695SZRA7</b>
	SCALE: NONE		CAD FILE: TRD695SZRA7.SLDDRW	SHEET 1 OF 2	

THE INFORMATION CONTAINED IN THIS DRAWING IS THE SOLE PROPERTY OF L-COM, INC. ANY REPRODUCTION IN PART OR WHOLE WITHOUT THE WRITTEN PERMISSION OF L-COM, INC. IS PROHIBITED.



PART NUMBER	COLOR	LENGTH FEET [METERS]	PART NUMBER	COLOR	LENGTH FEET [METERS]	PART NUMBER	COLOR	LENGTH FEET [METERS]
TRD695SZRA7BLK-1	BLACK	1.0 [0.30]	TRD695SZRA7RD-1	RED	1.0 [0.30]	TRD695SZRA7GRY-1	GRAY	1.0 [0.30]
TRD695SZRA7BLK-2	BLACK	2.0 [0.61]	TRD695SZRA7RD-2	RED	2.0 [0.61]	TRD695SZRA7GRY-2	GRAY	2.0 [0.61]
TRD695SZRA7BLK-3	BLACK	3.0 [0.91]	TRD695SZRA7RD-3	RED	3.0 [0.91]	TRD695SZRA7GRY-3	GRAY	3.0 [0.91]
TRD695SZRA7BLK-5	BLACK	5.0 [1.52]	TRD695SZRA7RD-5	RED	5.0 [1.52]	TRD695SZRA7GRY-5	GRAY	5.0 [1.52]
TRD695SZRA7BLK-7	BLACK	7.0 [2.13]	TRD695SZRA7RD-7	RED	7.0 [2.13]	TRD695SZRA7GRY-7	GRAY	7.0 [2.13]
TRD695SZRA7BLK-10	BLACK	10.0 [3.05]	TRD695SZRA7RD-10	RED	10.0 [3.05]	TRD695SZRA7GRY-10	GRAY	10.0 [3.05]
TRD695SZRA7BLK-15	BLACK	15.0 [4.57]	TRD695SZRA7RD-15	RED	15.0 [4.57]	TRD695SZRA7GRY-15	GRAY	15.0 [4.57]
TRD695SZRA7BLK-20	BLACK	20.0 [6.10]	TRD695SZRA7RD-20	RED	20.0 [6.10]	TRD695SZRA7GRY-20	GRAY	20.0 [6.10]
TRD695SZRA7BLK-25	BLACK	25.0 [7.62]	TRD695SZRA7RD-25	RED	25.0 [7.62]	TRD695SZRA7GRY-25	GRAY	25.0 [7.62]
TRD695SZRA7BLK-30	BLACK	30.0 [9.14]	TRD695SZRA7RD-30	RED	30.0 [9.14]	TRD695SZRA7GRY-30	GRAY	30.0 [9.14]

		45 BEECHWOOD DRIVE NORTH ANDOVER, MA 01845	
CATEGORY <b>TELECOM/MODULAR</b>			
PRODUCT DESCRIPTION <b>C6 LSZ FTP STR-RGT</b>			
SIZE <b>A</b>	FSCM NO. <b>43321</b>	DWG. NO. <b>TRD695SZRA7</b>	REV. <b>C</b>
SCALE: NONE   CAD FILE: TRD695SZRA7.SLDDRW			SHEET 2 OF 2