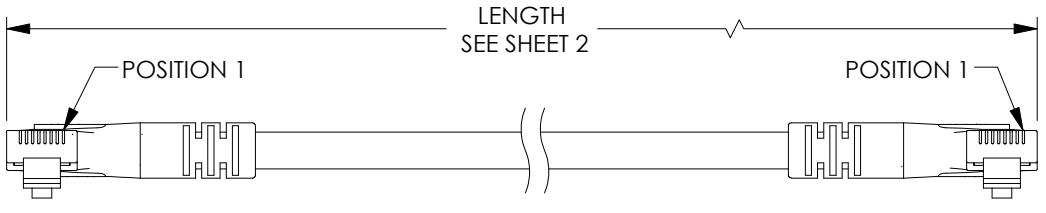
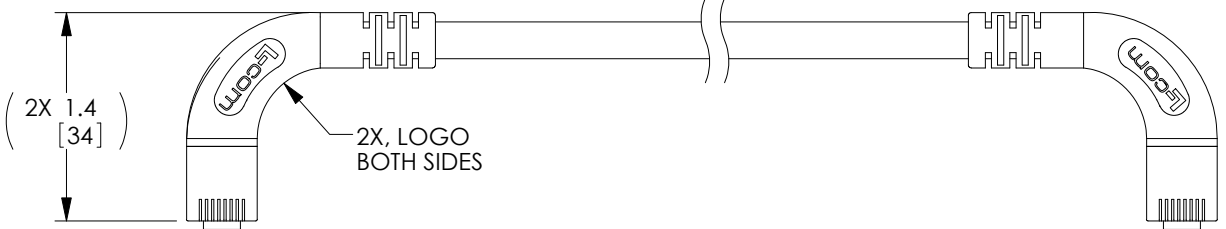


8 7 6 5 4 3 2 1

THE INFORMATION CONTAINED IN THIS DRAWING IS THE SOLE PROPERTY OF L-COM, INC. ANY REPRODUCTION IN PART OR WHOLE WITHOUT THE WRITTEN PERMISSION OF L-COM, INC. IS PROHIBITED.

| REVISIONS | | | |
|-----------|---|----------|--------------|
| REV | DESCRIPTION | DATE | APPROVED |
| A | RELEASED FOR PRODUCTION | 6/11/12 | D. DESJARDIN |
| B | ECN6548: UPDATED NOTES. CHANGED PE NOTE TO LSZH | 12/3/12 | D. DESJARDIN |
| C | ECN 7667: REMOVE CHANNEL RATING NOTE AND ALL LENGTHS OVER 30 FT | 11/25/14 | D. FRISIELLO |

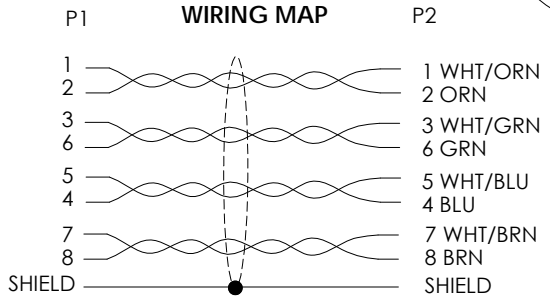


P1
SHIELDED RJ45 MODULAR PLUG
GOLD PLATED CONTACTS
(8P8C)

P2
SHIELDED RJ45 MODULAR PLUG
GOLD PLATED CONTACTS
(8P8C)



FOUR SHIELDED TWISTED PAIRS, CATEGORY 6
26 AWG STRANDED COPPER WITH
ALUMINUM/POLYESTER SHIELDING AND DRAIN WIRE
LOW SMOKE ZERO HALOGEN JACKET
SEE SHEET 2 FOR COLOR



NOTES:

1. PLUG CONFORMS TO TIA-1096
2. CABLE ASSEMBLY SHALL BE TESTED FOR CONTINUITY.
3. CABLE ASSEMBLY SHALL BE INDIVIDUALLY PACKAGED IN ACCORDANCE WITH L-COM SPECIFICATION PS-0031.

REGULATORY COMPLIANCE:
CE2011/65/EU (RoHS DIRECTIVE)

| | | | |
|--|--|--|--|
| UNLESS OTHERWISE SPECIFIED, DIMENSIONS ARE IN INCHES [mm] OVERALL CABLE LENGTH TOLERANCE: ≤12 [305] = +1 [25] / -0 >12 [305] ≤60 [1524] = +2 [51] / -0 >60 [1524] ≤120 [3048] = +4 [102] / -0 >120 [3048] ≤300 [7620] = +6 [152] / -0 >300 [7620] = +5% / -0% ALL OTHER DIMENSIONAL TOLERANCES: .X = ±.2 [5.08] .XX = ±.02 [51] .XXX = ±.005 [1.27] | APPROVALS D. PARHAM CHECKED BY ENG APPROVED BY D. GALLAGHER | DATE 02/13/2012 6/11/12 6/11/12 | L-com Global Connectivity 45 BEECHWOOD DRIVE NORTH ANDOVER, MA 01845 |
| | CONFIGURATION DETAILS OF UNDIMENSIONED FEATURES MAY VARY | | CATEGORY TELECOM/MODULAR |
| | COLOR VARIATIONS MAY OCCUR | | PRODUCT DESCRIPTION C6 LSZ FTP LFT-RGT |
| | PROJECTION | SIZE A | FSCM NO. 43321 |

SCALE: NONE CAD FILE: TRD695SZRA8.SLDDRW SHEET 1 OF 2

THE INFORMATION CONTAINED IN THIS DRAWING IS THE SOLE PROPERTY OF L-COM, INC. ANY REPRODUCTION IN PART OR WHOLE WITHOUT THE WRITTEN PERMISSION OF L-COM, INC. IS PROHIBITED.



| PART NUMBER | COLOR | LENGTH FEET [METERS] | PART NUMBER | COLOR | LENGTH FEET [METERS] | PART NUMBER | COLOR | LENGTH FEET [METERS] |
|-------------------|-------|----------------------|------------------|-------|----------------------|-------------------|-------|----------------------|
| TRD695SZRA8BLK-1 | BLACK | 1.0 [0.30] | TRD695SZRA8RD-1 | RED | 1.0 [0.30] | TRD695SZRA8GRY-1 | GRAY | 1.0 [0.30] |
| TRD695SZRA8BLK-2 | BLACK | 2.0 [0.61] | TRD695SZRA8RD-2 | RED | 2.0 [0.61] | TRD695SZRA8GRY-2 | GRAY | 2.0 [0.61] |
| TRD695SZRA8BLK-3 | BLACK | 3.0 [0.91] | TRD695SZRA8RD-3 | RED | 3.0 [0.91] | TRD695SZRA8GRY-3 | GRAY | 3.0 [0.91] |
| TRD695SZRA8BLK-5 | BLACK | 5.0 [1.52] | TRD695SZRA8RD-5 | RED | 5.0 [1.52] | TRD695SZRA8GRY-5 | GRAY | 5.0 [1.52] |
| TRD695SZRA8BLK-7 | BLACK | 7.0 [2.13] | TRD695SZRA8RD-7 | RED | 7.0 [2.13] | TRD695SZRA8GRY-7 | GRAY | 7.0 [2.13] |
| TRD695SZRA8BLK-10 | BLACK | 10.0 [3.05] | TRD695SZRA8RD-10 | RED | 10.0 [3.05] | TRD695SZRA8GRY-10 | GRAY | 10.0 [3.05] |
| TRD695SZRA8BLK-15 | BLACK | 15.0 [4.57] | TRD695SZRA8RD-15 | RED | 15.0 [4.57] | TRD695SZRA8GRY-15 | GRAY | 15.0 [4.57] |
| TRD695SZRA8BLK-20 | BLACK | 20.0 [6.10] | TRD695SZRA8RD-20 | RED | 20.0 [6.10] | TRD695SZRA8GRY-20 | GRAY | 20.0 [6.10] |
| TRD695SZRA8BLK-25 | BLACK | 25.0 [7.62] | TRD695SZRA8RD-25 | RED | 25.0 [7.62] | TRD695SZRA8GRY-25 | GRAY | 25.0 [7.62] |
| TRD695SZRA8BLK-30 | BLACK | 30.0 [9.14] | TRD695SZRA8RD-30 | RED | 30.0 [9.14] | TRD695SZRA8GRY-30 | GRAY | 30.0 [9.14] |

| | | | |
|---|--------------------------|--|------------------|
| | | 45 BEECHWOOD DRIVE NORTH ANDOVER, MA 01845 | |
| CATEGORY TELECOM/MODULAR | | | |
| PRODUCT DESCRIPTION C6 LSZ FTP LFT-RGT | | | |
| SIZE A | FSCM NO. 43321 | DWG. NO. TRD695SZRA8 | REV. C |
| SCALE: NONE | | CAD FILE: TRD695SZRA8.SLDDRW | |
| | | | SHEET 2 OF 2 |