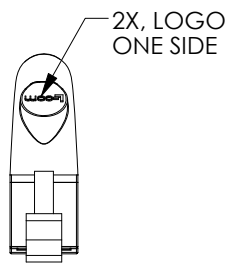


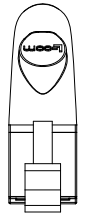
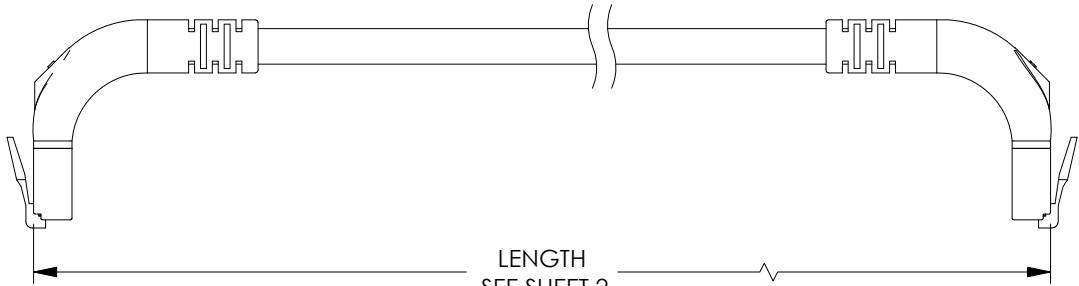
8 7 6 5 4 3 2 1

THE INFORMATION CONTAINED IN THIS DRAWING IS THE SOLE PROPERTY OF L-COM, INC. ANY REPRODUCTION IN PART OR WHOLE WITHOUT THE WRITTEN PERMISSION OF L-COM, INC. IS PROHIBITED.

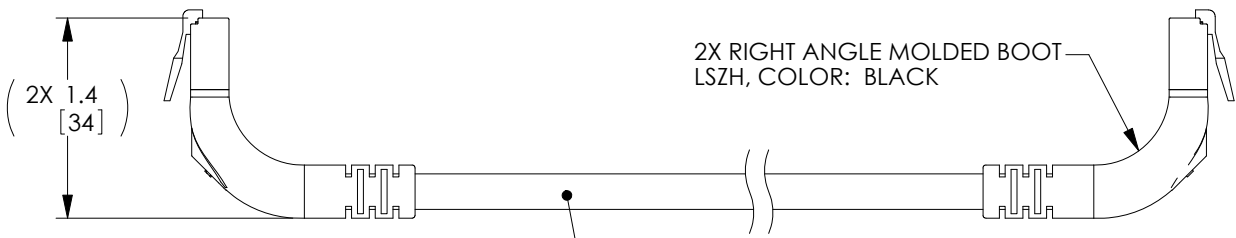
REVISIONS			
REV	DESCRIPTION	DATE	APPROVED
A	INITIAL RELEASE	3/19/12	D.GRIFFIN
B	ECN 6202: CHANGED BOOTS FROM "LSZH" TO "PE"	6/8/12	D. DESJARDIN
C	ECN 6547: UPDATED NOTES. CHANGED PE NOTE TO LSZH	11/28/12	D. DESJARDIN
D	ECN 7667: REMOVE CHANNEL RATING NOTE AND ALL LENGTHS OVER 30 FT	11/19/14	D.FRISIELLO



P1  
RJ45 MODULAR  
UNSHIELDED PLUG  
GOLD PLATED CONTACTS  
(8P8C)



P2  
RJ45 MODULAR  
UNSHIELDED PLUG  
GOLD PLATED CONTACTS  
(8P8C)



WIRING MAP

P1		P2
1	↔	1 WHT/ORN
2	↔	2 ORN
3	↔	3 WHT/GRN
6	↔	6 GRN
5	↔	5 WHT/BLU
4	↔	4 BLU
7	↔	7 WHT/BRN
8	↔	8 BRN

FOUR UNSHIELDED TWISTED PAIRS, CATEGORY 6  
24 AWG STRANDED COPPER  
LOW SMOKE ZERO HALOGEN JACKET  
SEE SHEET 2 OF 2 FOR COLOR

△ NOTES:

1. PLUG CONFORMS TO TIA-1096
2. CABLE ASSEMBLY SHALL BE TESTED FOR CONTINUITY.
3. CABLE ASSEMBLY SHALL BE INDIVIDUALLY PACKAGED IN ACCORDANCE WITH L-COM SPECIFICATION PS-0031.

**REGULATORY COMPLIANCE:**  
CE2011/65/EU (RoHS DIRECTIVE)

UNLESS OTHERWISE SPECIFIED, DIMENSIONS ARE IN INCHES [mm] OVERALL CABLE LENGTH TOLERANCE: ≤12 [305] = +1 [25] / -0 >12 [305] ≤60 [1524] = +2 [51] / -0 >60 [1524] ≤120 [3048] = +4 [102] / -0 >120 [3048] ≤300 [7620] = +6 [152] / -0 >300 [7620] = +5% / -0%	APPROVALS	DATE		45 BEECHWOOD DRIVE NORTH ANDOVER, MA 01845
	DRAWN BY D. DESJARDIN	3/7/12		
ALL OTHER DIMENSIONAL TOLERANCES: .X = ±.2 [5.08] .XX = ±.02 [1.51] .XXX = ±.005 [1.13]	CHECKED BY J. RUST	3/14/12	CATEGORY TELECOM/MODULAR	
	APPROVED BY D. GALLAGHER	3/14/12	PRODUCT DESCRIPTION C6 LSZH UTP UP-UP	
PROJECTION 	COLOR VARIATIONS MAY OCCUR		SIZE <b>A</b>	FSCM NO. <b>43321</b>
			DWG. NO. TRD695ZRA5	REV. <b>D</b>
			SCALE: NONE	CAD FILE: TRD695ZRA5.SLDDRW
			SHEET 1 OF 2	

THE INFORMATION CONTAINED IN THIS DRAWING IS THE SOLE PROPERTY OF L-COM, INC. ANY REPRODUCTION IN PART OR WHOLE WITHOUT THE WRITTEN PERMISSION OF L-COM, INC. IS PROHIBITED.



PART NUMBER	COLOR	LENGTH FEET [METERS]	PART NUMBER	COLOR	LENGTH FEET [METERS]	PART NUMBER	COLOR	LENGTH FEET [METERS]
TRD695ZRA5BLK-1	BLACK	1.0 [0.30]	TRD695ZRA5RD-1	RED	1.0 [0.30]	TRD695ZRA5GRY-1	GRAY	1.0 [0.30]
TRD695ZRA5BLK-2	BLACK	2.0 [0.61]	TRD695ZRA5RD-2	RED	2.0 [0.61]	TRD695ZRA5GRY-2	GRAY	2.0 [0.61]
TRD695ZRA5BLK-3	BLACK	3.0 [0.91]	TRD695ZRA5RD-3	RED	3.0 [0.91]	TRD695ZRA5GRY-3	GRAY	3.0 [0.91]
TRD695ZRA5BLK-5	BLACK	5.0 [1.52]	TRD695ZRA5RD-5	RED	5.0 [1.52]	TRD695ZRA5GRY-5	GRAY	5.0 [1.52]
TRD695ZRA5BLK-7	BLACK	7.0 [2.13]	TRD695ZRA5RD-7	RED	7.0 [2.13]	TRD695ZRA5GRY-7	GRAY	7.0 [2.13]
TRD695ZRA5BLK-10	BLACK	10.0 [3.05]	TRD695ZRA5RD-10	RED	10.0 [3.05]	TRD695ZRA5GRY-10	GRAY	10.0 [3.05]
TRD695ZRA5BLK-15	BLACK	15.0 [4.57]	TRD695ZRA5RD-15	RED	15.0 [4.57]	TRD695ZRA5GRY-15	GRAY	15.0 [4.57]
TRD695ZRA5BLK-20	BLACK	20.0 [6.10]	TRD695ZRA5RD-20	RED	20.0 [6.10]	TRD695ZRA5GRY-20	GRAY	20.0 [6.10]
TRD695ZRA5BLK-25	BLACK	25.0 [7.62]	TRD695ZRA5RD-25	RED	25.0 [7.62]	TRD695ZRA5GRY-25	GRAY	25.0 [7.62]
TRD695ZRA5BLK-30	BLACK	30.0 [9.14]	TRD695ZRA5RD-30	RED	30.0 [9.14]	TRD695ZRA5GRY-30	GRAY	30.0 [9.14]



45 BEECHWOOD DRIVE  
NORTH ANDOVER, MA  
01845

CATEGORY  
**TELECOM/MODULAR**

PRODUCT DESCRIPTION  
**C6 LSZ UTP UP-UP**

SIZE <b>A</b>	FSCM NO. <b>43321</b>	DWG. NO. <b>TRD695ZRA5</b>	REV. <b>D</b>
------------------	--------------------------	-------------------------------	------------------

SCALE: NONE | CAD FILE: TRD695ZRA5.SLDDRW | SHEET 2 OF 2