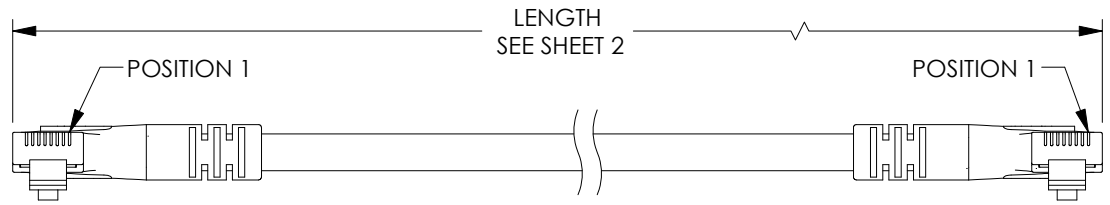
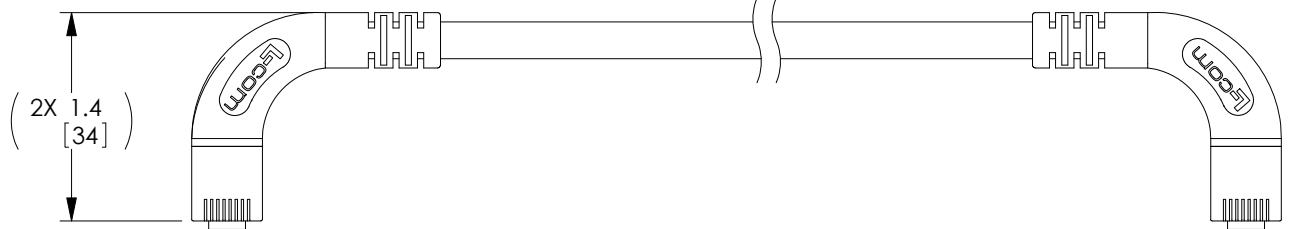


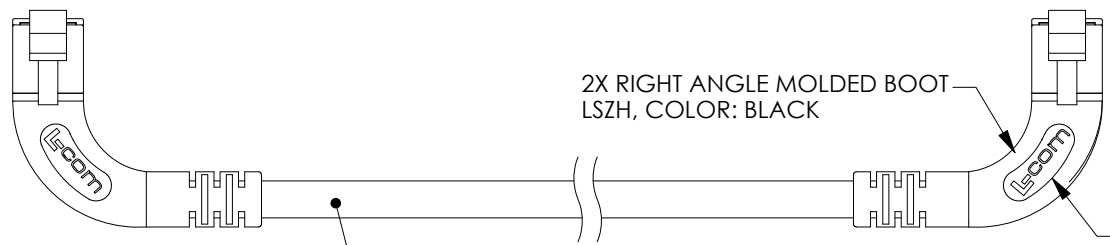
THE INFORMATION CONTAINED IN THIS DRAWING IS THE SOLE PROPERTY OF L-COM, INC. ANY REPRODUCTION IN PART OR WHOLE WITHOUT THE WRITTEN PERMISSION OF L-COM, INC. IS PROHIBITED.

REVISIONS			
REV	DESCRIPTION	DATE	APPROVED
A	RELEASED FOR PRODUCTION	6/11/12	D. DESJARDIN
B	ECN 6547: UPDATED NOTES. CHANGED PE NOTE TO LSZH	11/28/12	D. DESJARDIN
C	ECN 7667: REMOVE CHANNEL RATING NOTE AND ALL LENGTHS OVER 30 FT	11/19/14	D. FRISIELLO



P1
RJ45 MODULAR
UNSHIELDED PLUG
GOLD PLATED CONTACTS
(8P8C)

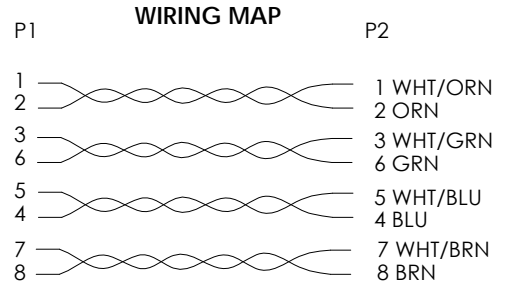
P2
RJ45 MODULAR
UNSHIELDED PLUG
GOLD PLATED CONTACTS
(8P8C)



2X RIGHT ANGLE MOLDED BOOT
LSZH, COLOR: BLACK

2X, LOGO
BOTH SIDES

FOUR UNSHIELDED TWISTED PAIRS, CATEGORY 6
24 AWG STRANDED COPPER
LOW SMOKE ZERO HALOGEN JACKET
SEE SHEET 2 FOR COLOR



NOTES:

1. PLUG CONFORMS TO TIA-1096
2. CABLE ASSEMBLY SHALL BE TESTED FOR CONTINUITY.
3. CABLE ASSEMBLY SHALL BE INDIVIDUALLY PACKAGED IN ACCORDANCE WITH L-COM SPECIFICATION PS-0031.

REGULATORY COMPLIANCE:
CE2011/65/EU(RoHS DIRECTIVE)

UNLESS OTHERWISE SPECIFIED, DIMENSIONS ARE IN INCHES [mm] OVERALL CABLE LENGTH TOLERANCE: ≤ 12 [305] = +1 [25] / -0 > 12 [305] ≤ 60 [1524] = +2 [51] / -0 > 60 [1524] ≤ 120 [3048] = +4 [102] / -0 > 120 [3048] ≤ 300 [7620] = +6 [152] / -0 > 300 [7620] = +5% / -0% ALL OTHER DIMENSIONAL TOLERANCES: .X = ± .2 [5.08] .XX = ± .02 [5.1] .XXX = ± .005 [1.3]	APPROVALS DRAWN BY D. PARHAM CHECKED BY ENG APPROVED BY D. GALLAGHER	DATE 02/13/2012 06/11/2012 06/11/2012		45 BEECHWOOD DRIVE NORTH ANDOVER, MA 01845
	CONFIGURATION DETAILS OF UNDIMENSIONED FEATURES MAY VARY		CATEGORY TELECOM/MODULAR	PRODUCT DESCRIPTION C6 LSZ UTP LFT-RGT
	COLOR VARIATIONS MAY OCCUR	SIZE A	FSCM NO. 43321	
	PROJECTION 	SCALE: NONE		CAD FILE: TRD695ZRA8.SLDDRW

THE INFORMATION CONTAINED IN THIS DRAWING IS THE SOLE PROPERTY OF L-COM, INC. ANY REPRODUCTION IN PART OR WHOLE WITHOUT THE WRITTEN PERMISSION OF L-COM, INC. IS PROHIBITED.



PART NUMBER	COLOR	LENGTH FEET [METERS]	PART NUMBER	COLOR	LENGTH FEET [METERS]	PART NUMBER	COLOR	LENGTH FEET [METERS]
TRD695ZRA8BLK-1	BLACK	1.0 [0.30]	TRD695ZRA8RD-1	RED	1.0 [0.30]	TRD695ZRA8GRY-1	GRAY	1.0 [0.30]
TRD695ZRA8BLK-2	BLACK	2.0 [0.61]	TRD695ZRA8RD-2	RED	2.0 [0.61]	TRD695ZRA8GRY-2	GRAY	2.0 [0.61]
TRD695ZRA8BLK-3	BLACK	3.0 [0.91]	TRD695ZRA8RD-3	RED	3.0 [0.91]	TRD695ZRA8GRY-3	GRAY	3.0 [0.91]
TRD695ZRA8BLK-5	BLACK	5.0 [1.52]	TRD695ZRA8RD-5	RED	5.0 [1.52]	TRD695ZRA8GRY-5	GRAY	5.0 [1.52]
TRD695ZRA8BLK-7	BLACK	7.0 [2.13]	TRD695ZRA8RD-7	RED	7.0 [2.13]	TRD695ZRA8GRY-7	GRAY	7.0 [2.13]
TRD695ZRA8BLK-10	BLACK	10.0 [3.05]	TRD695ZRA8RD-10	RED	10.0 [3.05]	TRD695ZRA8GRY-10	GRAY	10.0 [3.05]
TRD695ZRA8BLK-15	BLACK	15.0 [4.57]	TRD695ZRA8RD-15	RED	15.0 [4.57]	TRD695ZRA8GRY-15	GRAY	15.0 [4.57]
TRD695ZRA8BLK-20	BLACK	20.0 [6.10]	TRD695ZRA8RD-20	RED	20.0 [6.10]	TRD695ZRA8GRY-20	GRAY	20.0 [6.10]
TRD695ZRA8BLK-25	BLACK	25.0 [7.62]	TRD695ZRA8RD-25	RED	25.0 [7.62]	TRD695ZRA8GRY-25	GRAY	25.0 [7.62]
TRD695ZRA8BLK-30	BLACK	30.0 [9.14]	TRD695ZRA8RD-30	RED	30.0 [9.14]	TRD695ZRA8GRY-30	GRAY	30.0 [9.14]

		45 BEECHWOOD DRIVE NORTH ANDOVER, MA 01845	
CATEGORY			
TELECOM/MODULAR			
PRODUCT DESCRIPTION			
C6 LSZ UTP LFT-RGT			
SIZE	FSCM NO.	DWG. NO.	REV.
A	43321	TRD695ZRA8	C
SCALE: NONE		CAD FILE: TRD695ZRA8.SLDDRW	
			SHEET 2 OF 2