

6

5

4

3

2

1

REVISION

ZONE	REV	DESCRIPTION	DATE	CHANGED BY	APPROVED
	D	ECO-13430	03/29/2024	DZINN	GUTTADAURO

F

F

E

E

D

D

C

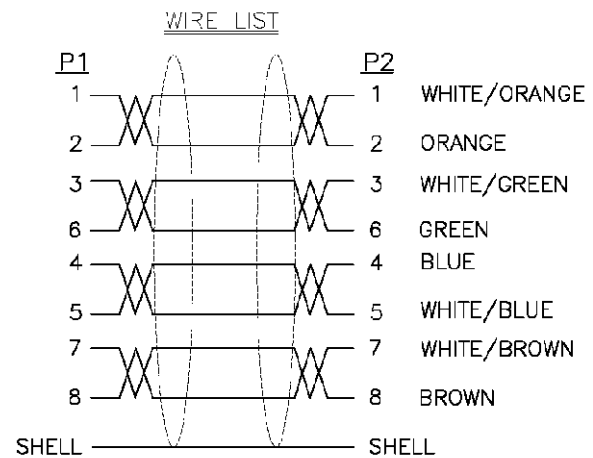
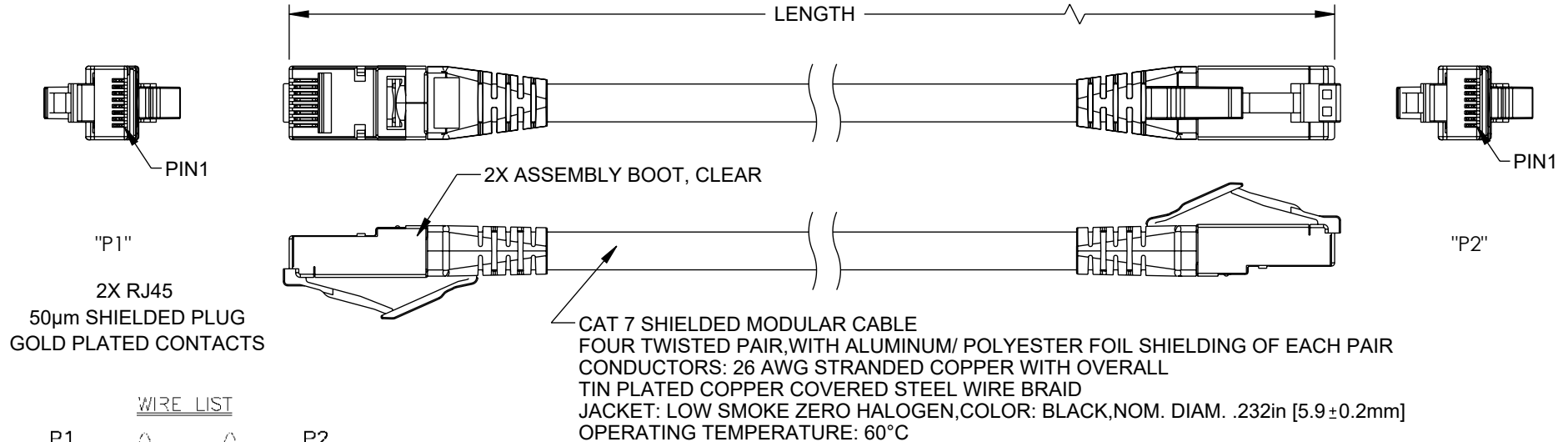
C

B

B

A

A



CAT 7 SHIELDED MODULAR CABLE
 FOUR TWISTED PAIR, WITH ALUMINUM/ POLYESTER FOIL SHIELDING OF EACH PAIR
 CONDUCTORS: 26 AWG STRANDED COPPER WITH OVERALL TIN PLATED COPPER COVERED STEEL WIRE BRAID
 JACKET: LOW SMOKE ZERO HALOGEN, COLOR: BLACK, NOM. DIAM. .232in [5.9±0.2mm]
 OPERATING TEMPERATURE: 60°C

PART NUMBER	LENGTH (METERS)	LENGTH TOLERANCE
TRD795Z-05M	0.50	±20mm
TRD795Z-1M	1.0	±20mm
TRD795Z-2M	2.0	±20mm
TRD795Z-3M	3.0	±30mm
TRD795Z-5M	5.0	±30mm
TRD795Z-10M	10.0	±70mm
TRD795Z-15M	15.0	±70mm

NOTES:

- LOW SMOKE ZERO HALOGEN:
FIRE RETARDANT: LSZH: IEC60332-1-2, OR UL CM PVC UL444.
CAT.7 PERFORMANCE: IEC61156-6.
- PLUG CONFORMS TO IEC60603-7 STRUCTURE AND DIMENSIONS.
- CABLE ASSEMBLY TO BE TESTED FOR CONTINUITY.
- CABLE ASSEMBLY TO BE INDIVIDUALLY PACKAGED IAW L-COM SPECIFICATION PS-0031.
- CONNECTOR ORIENTATION FOR REFERENCE ONLY.

THE INFORMATION CONTAINED IN THIS DRAWING IS THE SOLE PROPERTY OF INFINITE ELECTRONICS, INC. ANY REPRODUCTION IN PART OR WHOLE WITHOUT THE WRITTEN PERMISSION OF INFINITE ELECTRONICS, INC. IS PROHIBITED. THESE COMMODITIES, TECHNOLOGY OR SOFTWARE WERE EXPORTED FROM THE UNITED STATES IN ACCORDANCE WITH THE EXPORT ADMINISTRATION REGULATIONS. DIVERSION CONTRARY TO U.S. LAW PROHIBITED.

UNLESS OTHERWISE SPECIFIED
 LEADING DIMENSIONS ARE INCHES
 DIMENSIONS IN [] ARE MILLIMETERS

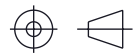
TOLERANCES:
 .X = ±.2 [5] | FRACTIONS ± 1/32
 .XX = ±.02 [0.5] | ANGLES ± 1°
 .XXX = ±.005 [0.13]

CABLE LENGTH TOLERANCES:
 ≤12 [305] = +1 [25] / -0
 >12 [305] ≤ 60 [1524] = +2 [51] / -0
 >60 [1524] ≤ 120 [3048] = +4 [102] / -0
 >120 [3048] ≤ 300 [7620] = +6 [152] / -0
 >300 [7620] = +5% / -0

ALL DIMENSIONS ARE FOR REFERENCE ONLY
 AND SUBJECT TO CHANGE WITHOUT NOTICE
 UN-DIMENSIONED NON-CRITICAL FEATURES
 MAY VARY IN SIZE AND LOCATION
 COLORS MAY VARY

L-com
 an INFINIT® brand

Website: www.L-com.com
 Phone: 1.800.341.5266 | 1.978.682.6936



INTERPRET ALL DIMENSIONS AND
 TOLERANCES PER ASME Y14.5

SCALE NONE SHEET 1 OF 1

DESCRIPTION

CA RJ45 CAT7 SFTP LSZH

SIZE	CAGE CODE	DRAWN BY	ITEM NO.	REV
A	43321	DCUI	TRD795Z	D

6

5

4

3

2

1