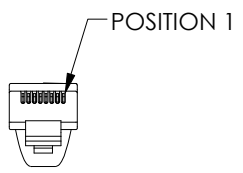
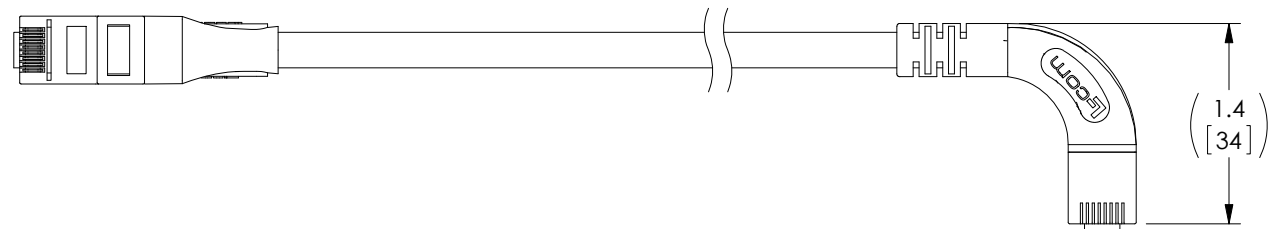


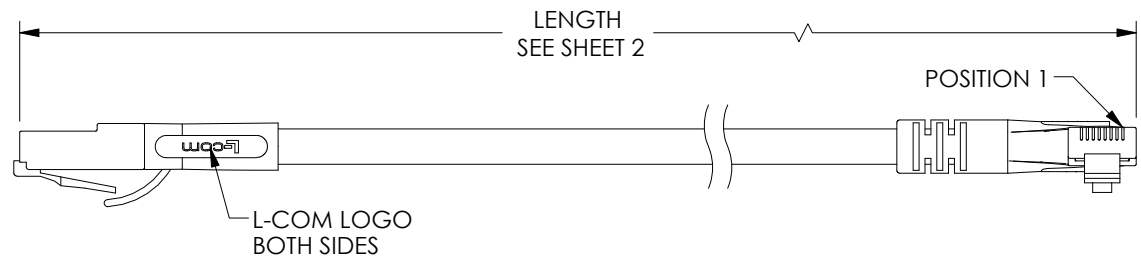
8 7 6 5 4 3 2 1

THE INFORMATION CONTAINED IN THIS DRAWING IS THE SOLE PROPERTY OF L-COM, INC. ANY REPRODUCTION IN PART OR WHOLE WITHOUT THE WRITTEN PERMISSION OF L-COM, INC. IS PROHIBITED.

REVISIONS			
REV	DESCRIPTION	DATE	APPROVED
A	INITIAL RELEASE	3/30/11	D.GRIFFIN
B	ECN5598: ADDED YELLOW & ORANGE P/N'S TO TABLE, REMOVED UL TYPE CMG	7/12/11	D.FP
C	ECN6552: ADDED CHANNEL RATING NOTE	2/15/13	D.DESJARDIN
D	ECN 7667: REMOVE CHANNEL RATING NOTE AND ALL LENGTHS OVER 30 FT	11/11/14	D.FRISIELLO

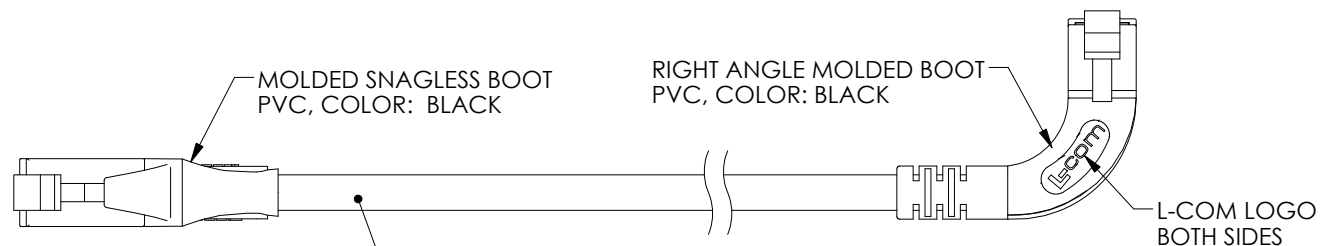


P1
RJ45 MODULAR
UNSHIELDED PLUG
GOLD PLATED CONTACTS
(8P8C)



L-COM LOGO
BOTH SIDES

P2
RJ45 MODULAR
UNSHIELDED PLUG
GOLD PLATED CONTACTS
(8P8C)

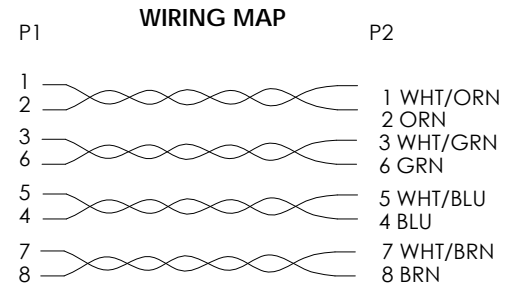


MOLDED SNAGLESS BOOT
PVC, COLOR: BLACK

RIGHT ANGLE MOLDED BOOT
PVC, COLOR: BLACK

L-COM LOGO
BOTH SIDES

FOUR UNSHIELDED TWISTED PAIRS, CATEGORY 5E
24 AWG STRANDED COPPER
PVC JACKET SEE SHEET 2 FOR COLOR



NOTES:

1. PLUG CONFORMS TO TIA-1096
2. CABLE ASSEMBLY SHALL BE TESTED FOR CONTINUITY.
3. CABLE ASSEMBLY SHALL BE INDIVIDUALLY PACKAGED IN ACCORDANCE WITH L-COM SPECIFICATION PS-0031.

REGULATORY COMPLIANCE:
CE2011/65/EU (RoHS DIRECTIVE)

UNLESS OTHERWISE SPECIFIED, DIMENSIONS ARE IN INCHES [mm] OVERALL CABLE LENGTH TOLERANCE: ≤12 [305] = +1 [25] / -0 >12 [305] ≤60 [1524] = +2 [51] / -0 >60 [1524] ≤120 [3048] = +4 [102] / -0 >120 [3048] ≤300 [7620] = +6 [152] / -0 >300 [7620] = +5% / -0%	APPROVALS	DATE		45 BEECHWOOD DRIVE NORTH ANDOVER, MA 01845
	DRAWN BY D. PARHAM	08/16/2010		CATEGORY TELECOM/MODULAR
ALL OTHER DIMENSIONAL TOLERANCES: .X = ±.2 [5.08] .XX = ±.02 [1.51] .XXX = ±.005 [1.13]	CHECKED BY C. JEREZ	08/16/2010	PRODUCT DESCRIPTION C5E PVC UTP STR-RGT	
	APPROVED BY P. McNEIL	08/17/2010	CONFIGURATION DETAILS OF UNDIMENSIONED FEATURES MAY VARY	SCALE: NONE
PROJECTION 	COLOR VARIATIONS MAY OCCUR	SIZE A	FSCM NO. 43321	DWG. NO. TRD815RA7
			CAD FILE: TRD815RA7.SLDDRW	SHEET 1 OF 2

THE INFORMATION CONTAINED IN THIS DRAWING IS THE SOLE PROPERTY OF L-COM, INC. ANY REPRODUCTION IN PART OR WHOLE WITHOUT THE WRITTEN PERMISSION OF L-COM, INC. IS PROHIBITED.



PART NUMBER	COLOR	LENGTH FEET [METERS]	PART NUMBER	COLOR	LENGTH FEET [METERS]	PART NUMBER	COLOR	LENGTH FEET [METERS]	PART NUMBER	COLOR	LENGTH FEET [METERS]
TRD815RA7BLK-1	BLACK	1.0 [0.30]	TRD815RA7RD-1	RED	1.0 [0.30]	TRD815RA7GRY-1	GRAY	1.0 [0.30]	TRD815RA7Y-1	YELLOW	1.0 [0.30]
TRD815RA7BLK-2	BLACK	2.0 [0.61]	TRD815RA7RD-2	RED	2.0 [0.61]	TRD815RA7GRY-2	GRAY	2.0 [0.61]	TRD815RA7Y-2	YELLOW	2.0 [0.61]
TRD815RA7BLK-3	BLACK	3.0 [0.91]	TRD815RA7RD-3	RED	3.0 [0.91]	TRD815RA7GRY-3	GRAY	3.0 [0.91]	TRD815RA7Y-3	YELLOW	3.0 [0.91]
TRD815RA7BLK-5	BLACK	5.0 [1.52]	TRD815RA7RD-5	RED	5.0 [1.52]	TRD815RA7GRY-5	GRAY	5.0 [1.52]	TRD815RA7Y-5	YELLOW	5.0 [1.52]
TRD815RA7BLK-7	BLACK	7.0 [2.13]	TRD815RA7RD-7	RED	7.0 [2.13]	TRD815RA7GRY-7	GRAY	7.0 [2.13]	TRD815RA7Y-7	YELLOW	7.0 [2.13]
TRD815RA7BLK-10	BLACK	10.0 [3.05]	TRD815RA7RD-10	RED	10.0 [3.05]	TRD815RA7GRY-10	GRAY	10.0 [3.05]	TRD815RA7Y-10	YELLOW	10.0 [3.05]
TRD815RA7BLK-15	BLACK	15.0 [4.57]	TRD815RA7RD-15	RED	15.0 [4.57]	TRD815RA7GRY-15	GRAY	15.0 [4.57]	TRD815RA7Y-15	YELLOW	15.0 [4.57]
TRD815RA7BLK-20	BLACK	20.0 [6.10]	TRD815RA7RD-20	RED	20.0 [6.10]	TRD815RA7GRY-20	GRAY	20.0 [6.10]	TRD815RA7Y-20	YELLOW	20.0 [6.10]
TRD815RA7BLK-25	BLACK	25.0 [7.62]	TRD815RA7RD-25	RED	25.0 [7.62]	TRD815RA7GRY-25	GRAY	25.0 [7.62]	TRD815RA7Y-25	YELLOW	25.0 [7.62]
TRD815RA7BLK-30	BLACK	30.0 [9.14]	TRD815RA7RD-30	RED	30.0 [9.14]	TRD815RA7GRY-30	GRAY	30.0 [9.14]	TRD815RA7Y-30	YELLOW	30.0 [9.14]
TRD815RA7BL-1	BLUE	1.0 [0.30]	TRD815RA7GR-1	GREEN	1.0 [0.30]	TRD815RA7OR-1	ORANGE	1.0 [0.30]			
TRD815RA7BL-2	BLUE	2.0 [0.61]	TRD815RA7GR-2	GREEN	2.0 [0.61]	TRD815RA7OR-2	ORANGE	2.0 [0.61]			
TRD815RA7BL-3	BLUE	3.0 [0.91]	TRD815RA7GR-3	GREEN	3.0 [0.91]	TRD815RA7OR-3	ORANGE	3.0 [0.91]			
TRD815RA7BL-5	BLUE	5.0 [1.52]	TRD815RA7GR-5	GREEN	5.0 [1.52]	TRD815RA7OR-5	ORANGE	5.0 [1.52]			
TRD815RA7BL-7	BLUE	7.0 [2.13]	TRD815RA7GR-7	GREEN	7.0 [2.13]	TRD815RA7OR-7	ORANGE	7.0 [2.13]			
TRD815RA7BL-10	BLUE	10.0 [3.05]	TRD815RA7GR-10	GREEN	10.0 [3.05]	TRD815RA7OR-10	ORANGE	10.0 [3.05]			
TRD815RA7BL-15	BLUE	15.0 [4.57]	TRD815RA7GR-15	GREEN	15.0 [4.57]	TRD815RA7OR-15	ORANGE	15.0 [4.57]			
TRD815RA7BL-20	BLUE	20.0 [6.10]	TRD815RA7GR-20	GREEN	20.0 [6.10]	TRD815RA7OR-20	ORANGE	20.0 [6.10]			
TRD815RA7BL-25	BLUE	25.0 [7.62]	TRD815RA7GR-25	GREEN	25.0 [7.62]	TRD815RA7OR-25	ORANGE	25.0 [7.62]			
TRD815RA7BL-30	BLUE	30.0 [9.14]	TRD815RA7GR-30	GREEN	30.0 [9.14]	TRD815RA7OR-30	ORANGE	30.0 [9.14]			

		45 BEECHWOOD DRIVE NORTH ANDOVER, MA 01845	
CATEGORY TELECOM/MODULAR			
PRODUCT DESCRIPTION C5E PVC UTP STR-RGT			
SIZE A	FSCM NO. 43321	DWG. NO. TRD815RA7	REV. D
SCALE: NONE		CAD FILE: TRD815RA7.SLDRW	
			SHEET 2 OF 2