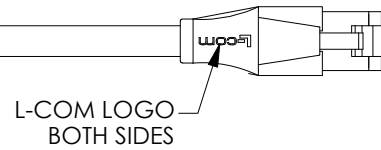
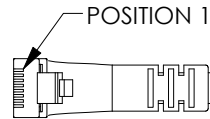


THE INFORMATION CONTAINED IN THIS DRAWING IS THE SOLE PROPERTY OF L-COM, INC. ANY REPRODUCTION IN PART OR WHOLE WITHOUT THE WRITTEN PERMISSION OF L-COM, INC. IS PROHIBITED.

REVISIONS			
REV	DESCRIPTION	DATE	APPROVED
A	INITIAL RELEASE	1/9/12	D.GRIFFIN
B	ECN6549: ADDED CHANNEL RATING NOTE	2/5/13	D. DESJARDIN
C	ECN 7579: CH'G P2 BOOT TO LSZH FROM PVC, UPDATED ROHS	9/2/14	D. CASTRO
D	ECN 7667: REMOVE CHANNEL RATING NOTE AND ALL LENGTHS OVER 30 FT	11/17/14	D.FRISIELLO

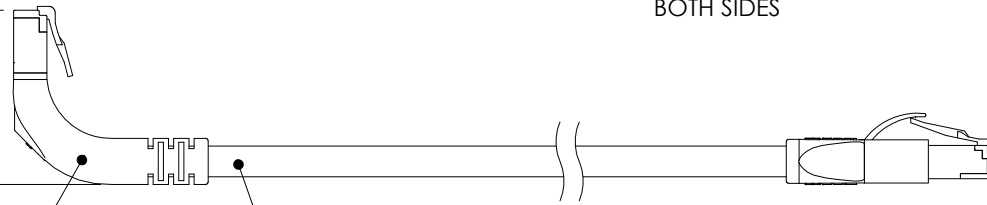
P1
RJ45 SHIELDED MODULAR PLUG
GOLD PLATED CONTACTS
(8P8C)



P2
RJ45 SHIELDED MODULAR PLUG
GOLD PLATED CONTACTS
(8P8C)


1.4
[35]

RIGHT ANGLE MOLDED BOOT
PVC, COLOR: BLACK
SHIELD: COPPER FOIL



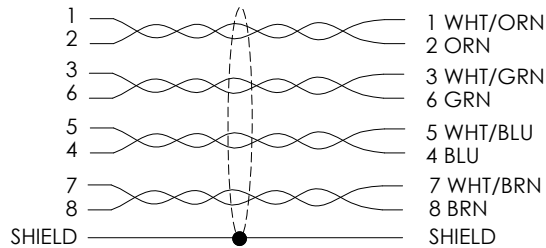
FOUR SHIELDED TWISTED PAIRS, CATEGORY 5E
26 AWG STRANDED COPPER WITH
ALUMINUM/POLYESTER SHIELDING AND DRAIN WIRE
PVC JACKET SEE SHEET 2 FOR COLOR

LENGTH
SEE SHEET 2



SLIP-ON SNAGLESS BOOT
LSZH, COLOR: BLACK

P1 WIRING MAP P2



NOTES:

1. PLUG CONFORMS TO TIA-1096
2. CABLE ASSEMBLY SHALL BE TESTED FOR CONTINUITY.
3. CABLE ASSEMBLY SHALL BE INDIVIDUALLY PACKAGED IN ACCORDANCE WITH L-COM SPECIFICATION PS-0031.

REGULATORY COMPLIANCE:
CE2011/65/EU(RoHS DIRECTIVE)

UNLESS OTHERWISE SPECIFIED, DIMENSIONS ARE IN INCHES [mm] OVERALL CABLE LENGTH TOLERANCE: ≤12 [305] = +1 [25] / -0 >12 [305] ≤60 [1524] = +2 [51] / -0 >60 [1524] ≤120 [3048] = +4 [102] / -0 >120 [3048] ≤300 [7620] = +6 [152] / -0 >300 [7620] = +5% / -0%	APPROVALS	DATE		45 BEECHWOOD DRIVE NORTH ANDOVER, MA 01845
	DRAWN BY D. PARHAM	11/21/2011		
ALL OTHER DIMENSIONAL TOLERANCES: .X = ± .2 [5.08] .XX = ± .02 [5.1] .XXX = ±.005 [1.3]	CHECKED BY D. GUITADAURO	01/06/2012	CATEGORY TELECOM/MODULAR	
	APPROVED BY M. MARTINEZ	01/06/2012	PRODUCT DESCRIPTION C5E PVC FTP STR-DWN	
PROJECTION 	CONFIGURATION DETAILS OF UNDIMENSIONED FEATURES MAY VARY	COLOR VARIATIONS MAY OCCUR	SIZE A	FSCM NO. 43321
			DWG. NO. TRD815SRA1	REV. D
			SCALE: NONE	CAD FILE: TRD815SRA1.SLDDRW
				SHEET 1 OF 2

THE INFORMATION CONTAINED IN THIS DRAWING IS THE SOLE PROPERTY OF L-COM, INC. ANY REPRODUCTION IN PART OR WHOLE WITHOUT THE WRITTEN PERMISSION OF L-COM, INC. IS PROHIBITED.



PART NUMBER	COLOR	LENGTH FEET [METERS]	PART NUMBER	COLOR	LENGTH FEET [METERS]	PART NUMBER	COLOR	LENGTH FEET [METERS]	PART NUMBER	COLOR	LENGTH FEET [METERS]
TRD815SRA1BLK-1	BLACK	1.0 [0.30]	TRD815SRA1RD-1	RED	1.0 [0.30]	TRD815SRA1GRY-1	GRAY	1.0 [0.30]	TRD815SRA1Y-1	YELLOW	1.0 [0.30]
TRD815SRA1BLK-2	BLACK	2.0 [0.61]	TRD815SRA1RD-2	RED	2.0 [0.61]	TRD815SRA1GRY-2	GRAY	2.0 [0.61]	TRD815SRA1Y-2	YELLOW	2.0 [0.61]
TRD815SRA1BLK-3	BLACK	3.0 [0.91]	TRD815SRA1RD-3	RED	3.0 [0.91]	TRD815SRA1GRY-3	GRAY	3.0 [0.91]	TRD815SRA1Y-3	YELLOW	3.0 [0.91]
TRD815SRA1BLK-5	BLACK	5.0 [1.52]	TRD815SRA1RD-5	RED	5.0 [1.52]	TRD815SRA1GRY-5	GRAY	5.0 [1.52]	TRD815SRA1Y-5	YELLOW	5.0 [1.52]
TRD815SRA1BLK-7	BLACK	7.0 [2.13]	TRD815SRA1RD-7	RED	7.0 [2.13]	TRD815SRA1GRY-7	GRAY	7.0 [2.13]	TRD815SRA1Y-7	YELLOW	7.0 [2.13]
TRD815SRA1BLK-10	BLACK	10.0 [3.05]	TRD815SRA1RD-10	RED	10.0 [3.05]	TRD815SRA1GRY-10	GRAY	10.0 [3.05]	TRD815SRA1Y-10	YELLOW	10.0 [3.05]
TRD815SRA1BLK-15	BLACK	15.0 [4.57]	TRD815SRA1RD-15	RED	15.0 [4.57]	TRD815SRA1GRY-15	GRAY	15.0 [4.57]	TRD815SRA1Y-15	YELLOW	15.0 [4.57]
TRD815SRA1BLK-20	BLACK	20.0 [6.10]	TRD815SRA1RD-20	RED	20.0 [6.10]	TRD815SRA1GRY-20	GRAY	20.0 [6.10]	TRD815SRA1Y-20	YELLOW	20.0 [6.10]
TRD815SRA1BLK-25	BLACK	25.0 [7.62]	TRD815SRA1RD-25	RED	25.0 [7.62]	TRD815SRA1GRY-25	GRAY	25.0 [7.62]	TRD815SRA1Y-25	YELLOW	25.0 [7.62]
TRD815SRA1BLK-30	BLACK	30.0 [9.14]	TRD815SRA1RD-30	RED	30.0 [9.14]	TRD815SRA1GRY-30	GRAY	30.0 [9.14]	TRD815SRA1Y-30	YELLOW	30.0 [9.14]
TRD815SRA1BL-1	BLUE	1.0 [0.30]	TRD815SRA1GR-1	GREEN	1.0 [0.30]	TRD815SRA1OR-1	ORANGE	1.0 [0.30]			
TRD815SRA1BL-2	BLUE	2.0 [0.61]	TRD815SRA1GR-2	GREEN	2.0 [0.61]	TRD815SRA1OR-2	ORANGE	2.0 [0.61]			
TRD815SRA1BL-3	BLUE	3.0 [0.91]	TRD815SRA1GR-3	GREEN	3.0 [0.91]	TRD815SRA1OR-3	ORANGE	3.0 [0.91]			
TRD815SRA1BL-5	BLUE	5.0 [1.52]	TRD815SRA1GR-5	GREEN	5.0 [1.52]	TRD815SRA1OR-5	ORANGE	5.0 [1.52]			
TRD815SRA1BL-7	BLUE	7.0 [2.13]	TRD815SRA1GR-7	GREEN	7.0 [2.13]	TRD815SRA1OR-7	ORANGE	7.0 [2.13]			
TRD815SRA1BL-10	BLUE	10.0 [3.05]	TRD815SRA1GR-10	GREEN	10.0 [3.05]	TRD815SRA1OR-10	ORANGE	10.0 [3.05]			
TRD815SRA1BL-15	BLUE	15.0 [4.57]	TRD815SRA1GR-15	GREEN	15.0 [4.57]	TRD815SRA1OR-15	ORANGE	15.0 [4.57]			
TRD815SRA1BL-20	BLUE	20.0 [6.10]	TRD815SRA1GR-20	GREEN	20.0 [6.10]	TRD815SRA1OR-20	ORANGE	20.0 [6.10]			
TRD815SRA1BL-25	BLUE	25.0 [7.62]	TRD815SRA1GR-25	GREEN	25.0 [7.62]	TRD815SRA1OR-25	ORANGE	25.0 [7.62]			
TRD815SRA1BL-30	BLUE	30.0 [9.14]	TRD815SRA1GR-30	GREEN	30.0 [9.14]	TRD815SRA1OR-30	ORANGE	30.0 [9.14]			

		45 BEECHWOOD DRIVE NORTH ANDOVER, MA 01845	
CATEGORY TELECOM/MODULAR			
PRODUCT DESCRIPTION C5E PVC FTP STR-DWN			
SIZE A	FSCM NO. 43321	DWG. NO. TRD815SRA1	REV. D
SCALE: NONE CAD FILE: TRD815SRA1.SLDDRW			SHEET 2 OF 2