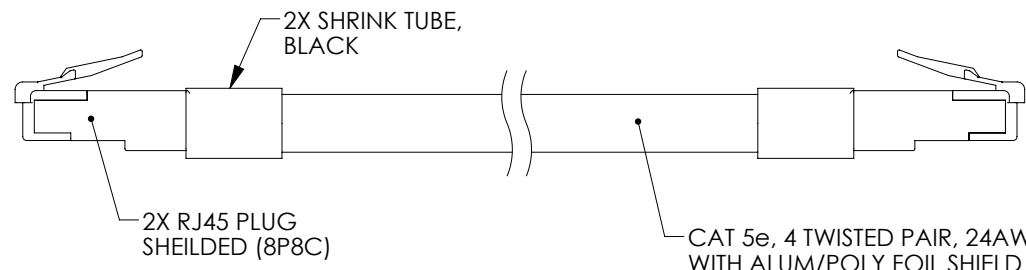
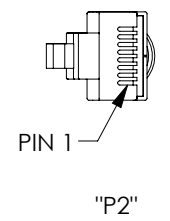
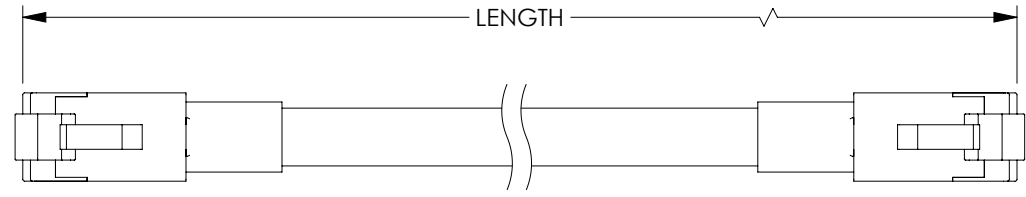
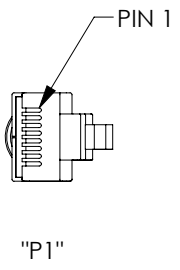


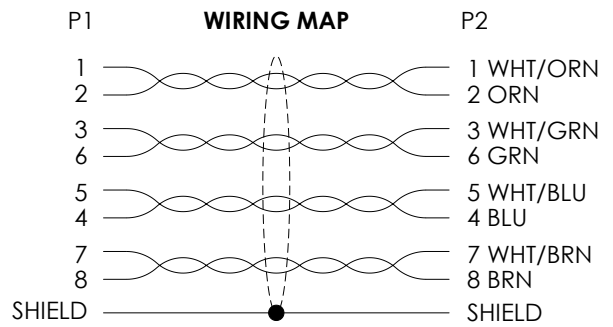
THE INFORMATION CONTAINED IN THIS DRAWING IS THE SOLE PROPERTY OF L-COM, INC. ANY REPRODUCTION IN PART OR WHOLE WITHOUT THE WRITTEN PERMISSION OF L-COM, INC. IS PROHIBITED.

REVISIONS			
REV	DESCRIPTION	DATE	APPROVED
A	REV A DRAWING RELEASED	12/06/2018	DFRISIELLO



CAT 5e, 4 TWISTED PAIR, 24AWG STRANDED TINNED COPPER WITH ALUM/POLY FOIL SHIELD OVER A TINNED COPPER BRAID SHIELD. JACKET: HIGH FLEX THERMOPLASTIC ELASTOMER, TEAL

MODEL NUMBER	LENGTH FEET [METERS]
TRD824HFO-TEL-1	1.0 [0.30]
TRD824HFO-TEL-3	3.0 [0.91]
TRD824HFO-TEL-5	5.0 [1.52]
TRD824HFO-TEL-10	10.0 [3.05]
TRD824HFO-TEL-15	15.0 [4.57]
TRD824HFO-TEL-25	25.0 [7.62]
TRD824HFO-TEL-50	50.0 [15.24]
TRD824HFO-TEL-75	75.0 [22.86]
TRD824HFO-TEL-100	100.0 [30.48]
TRD824HFO-TEL-150	150.0 [45.72]
TRD824HFO-TEL-200	200.0 [60.96]
TRD824HFO-TEL-250	250.0 [76.20]



NOTES:

CABLE CHARACTERISTICS:
 FLEX LIFE: 1 MILLION CYCLE TEST (10X CABLE O.D. MIN. RAD.)
 10 MILLION CYCLE TEST (20X CABLE O.D. MIN. RAD.)
 TEMPERATURE RATING: -40°C TO +75°C
 VOLTAGE RATING: 600 V
 POE COMPLIANT (802.3af) TO 80 METERS WHEN INSTALLED PER RECOMMENDATIONS IN TIA TSB-184.
 FLAME RATING: CMX/CM OUTDOOR
 CABLE JACKET IS WELD SPATTER, SUNLIGHT (UV) AND CUTTING/MACHINING OIL RESISTANT.

1. PLUG CONFORMS TO TIA-1096
2. CABLE ASSEMBLY SHALL BE TESTED FOR CONTINUITY.
3. CABLE ASSEMBLY SHALL BE INDIVIDUALLY PACKAGED IN ACCORDANCE WITH L-COM PACKAGING SPECIFICATION PS-0031.

UNLESS OTHERWISE SPECIFIED, DIMENSIONS ARE IN INCHES [mm] OVERALL CABLE LENGTH TOLERANCE: ≤12 [305] = +1 [25] / -0 >12 [305] ≤60 [1524] = +2 [51] / -0 >60 [1524] ≤120 [3048] = +4 [102] / -0 >120 [3048] ≤300 [7620] = +6 [152] / -0 >300 [7620] = +5% / -0% ALL OTHER DIMENSIONAL TOLERANCES: .X = ± .2 [5.08] .XX = ± .02 [5.1] .XXX = ±.005 [1.3]	APPROVALS DRAWN BY DFRISIELLO CHECKED BY DGUTTADAUR APPROVED BY DGUTTADAUR	DATE 12/04/2018 12/05/2018 12/05/2018	L-com Global Connectivity 50 HIGH STREET NORTH ANDOVER, MA 01845		
	CATEGORY TELECOM/MODULAR		PRODUCT DESCRIPTION RJ45 C5e SF/UTP 24STR HF TPE TEL		
	PROJECTION 	CONFIGURATION DETAILS OF UNDIMENSIONED FEATURES MAY VARY	COLOR VARIATIONS MAY OCCUR	SIZE A FSCM NO. 43321 DWG. NO. TRD824HFO-TEL	REV. A
	SCALE: NONE		CAD FILE: TRD824HFO-TEL.SLDDRW		SHEET 1 OF 1