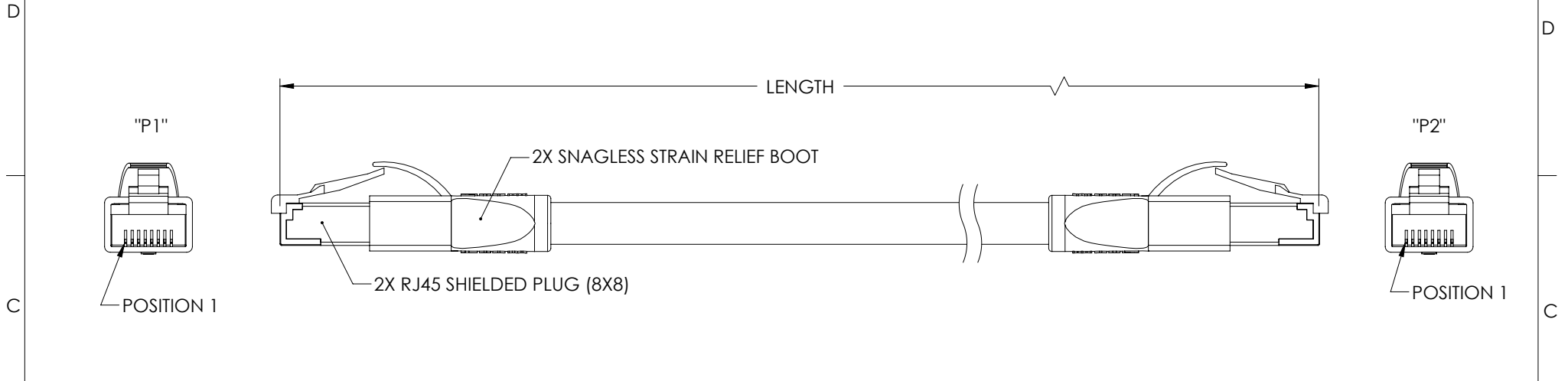


THE INFORMATION CONTAINED IN THIS DRAWING IS THE SOLE PROPERTY OF L-COM, INC. ANY REPRODUCTION IN PART OR WHOLE WITHOUT THE WRITTEN PERMISSION OF L-COM, INC. IS PROHIBITED.

REVISIONS			
REV	DESCRIPTION	DATE	APPROVED
H	ECN 3639: REMOVED SPOOL FROM PACKAGING NOTE	10/14/2008	DFRISIELLO
J	ECN 11675: REMOVED LENGTHS 200, 250, & 300	02/18/2022	GUTTADAURO



NOTES:

MATERIAL:

PLUG HOUSING: POLYCARBONATE, CLEAR, UL94V-0
 CONTACTS: PHOSPHOR BRONZE
 CABLE JACKET: POLYURETHANE, GREEN
 PLUG SHIELDING: BRASS
 SNAGLESS BOOT: LSZH, BLACK

FINISH:

CONTACTS: 50 μINCHES GOLD IN CONTACT AREA
 OVER 100 μINCHES NICKEL PLATE OVERALL
 PLUG SHIELDING: NICKEL PLATED

CABLE CHARACTERISTICS:

SHIELDED, FOUR TWISTED PAIR, CAT 5E MODULAR CABLE
 CONDUCTORS: 26 AWG (19/38) STRANDED COPPER

MISCELLANEOUS:


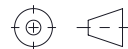
ASSEMBLY WIRED PER TIA/EIA 568B SEQUENCE
 DRAIN WIRE TIED TO CONNECTOR SHIELDS
 PLUG CONFORMS TO TIA-1096
 OPERATING TEMPERATURE RANGE:
 STATIONARY USE: -40°C TO +80°C
 CONTINUOUS FLEXING: -20°C TO +80°C
 CABLE ASSEMBLY TO BE TESTED FOR CONTINUITY.
 CABLE ASSEMBLY TO BE INDIVIDUALLY PACKAGED IN A POLYBAG.

REGULATORY COMPLIANCE:

EU RoHS DIRECTIVE (MOST RECENT RELEASED VERSION)

PART NUMBER	LENGTH		PART NUMBER	LENGTH	
	FEET	METERS		FEET	METERS
TRD855HFX-1	1	0.31	TRD855HFX-50	50	15.24
TRD855HFX-2	2	0.61	TRD855HFX-60	60	18.29
TRD855HFX-3	3	0.91	TRD855HFX-75	75	22.86
TRD855HFX-5	5	1.52	TRD855HFX-80	80	24.38
TRD855HFX-7	7	2.13	TRD855HFX-90	90	27.43
TRD855HFX-10	10	3.05	TRD855HFX-100	100	30.48
TRD855HFX-15	15	4.57	TRD855HFX-150	150	45.72
TRD855HFX-20	20	6.09			
TRD855HFX-25	25	7.62			
TRD855HFX-30	30	9.14			
TRD855HFX-40	40	12.19			



UNLESS OTHERWISE SPECIFIED, DIMENSIONS ARE IN INCHES [mm] OVERALL CABLE LENGTH TOLERANCE: ≤12 [305] = +1 [25] / -0 >12 [305] ≤60 [1524] = +2 [51] / -0 >60 [1524] ≤120 [3048] = +4 [102] / -0 >120 [3048] ≤300 [7620] = +6 [152] / -0 >300 [7620] = +5% / -0 ALL OTHER DIMENSIONAL TOLERANCES: .X = ± .2 [5] FRACTIONS ± 1/32 .XX = ± .02 [5] ANGLES ± 1° .XXX = ± .005 [13]	APPROVALS	DATE	 an INFINIT® brand	50 High Street, West Mill, North Andover, MA 01845 USA. Phone: 1.800.341.5266 1.978.682.6936
	DRAWN BY D. PARHAM	03/15/2006		
	APPROVED BY C. McCORMICK	03/16/2006	CATEGORY TELECOM/MODULAR	
	CONFIGURATION DETAILS OF UNDIMENSIONED FEATURES MAY VARY	PRODUCT DESCRIPTION CAT 5E SHIELDED, HI-FLEX PATCH CORD		
THIRD-ANGLE PROJECTION 	COLOR VARIATIONS MAY OCCUR	SIZE A	CAGE CODE 43321	ITEM NO. TRD855HFX
		SCALE: NONE	CAD FILE: TRD855HFX.SLDDRW	SHEET 1 OF 1