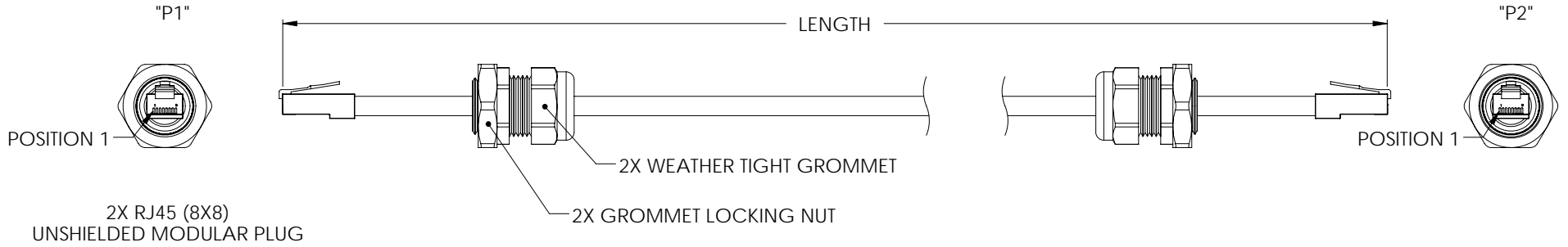


THE INFORMATION CONTAINED IN THIS DRAWING IS THE SOLE PROPERTY OF L-COM, INC. ANY REPRODUCTION IN PART OR WHOLE WITHOUT THE WRITTEN PERMISSION OF L-COM, INC. IS PROHIBITED.

REVISIONS			
REV	DESCRIPTION	DATE	APPROVED
A	INITIAL RELEASE	11/17/06	D.PARHAM



NOTES:

MATERIAL:

PLUG HOUSING: POLYCARBONATE, CLEAR, UL94V-0
 CONTACTS: PHOSPHOR BRONZE
 CABLE JACKET: POLYETHYLENE, BLACK
 GROMMET: NYLON 6/6, BLACK
 LOCKING NUT: NYLON 6/6, BLACK

FINISH:

CONTACTS: 50 μINCHES GOLD IN CONTACT AREA
 OVER 100 μINCHES NICKEL PLATE OVERALL.

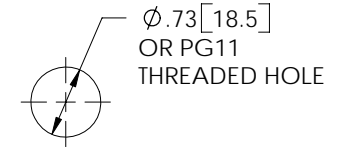
CABLE CHARACTERISTICS:

CAT 5E, GEL FILLED, AERIAL LASHED
 UNSHIELDED FOUR TWISTED PAIRS MODULAR CORD,
 24 AWG SOLID COPPER CONDUCTORS
 UV RESISTANT JACKET
 MINIMUM BENDING RADIUS: 2.5 [64]

MISCELLANEOUS:

ASSEMBLY WIRED PER 568B SEQUENCE
 PLUG CONFORMS TO F.C.C. 68.5 SUBPART F
 OPERATING TEMPERATURE RANGE: -40°C TO +60°C
 CORDS TO BE TESTED FOR CONTINUITY
 CORDS TO BE INDIVIDUALLY PACKAGED IN A POLYBAG

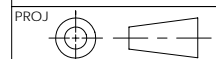
PART NUMBER	LENGTH	
	FEET	METERS
TRD855WTG-5	5.0	1.52
TRD855WTG-10	10.0	3.05
TRD855WTG-25	25.0	7.62
TRD855WTG-50	50.0	15.24
TRD855WTG-100	100.0	30.48
TRD855WTG-150	150.0	45.72
TRD855WTG-200	200.0	60.96
TRD855WTG-250	250.0	76.20
TRD855WTG-300	300.0	91.44



RECOMMENDED MOUNTING HOLE

OUTLINE DRAWING

DIMENSIONS ARE IN INCHES [mm]
 UNLESS OTHERWISE SPECIFIED,
 TOLERANCES TO BE:
 .X ± 1 [25] ANGLES ± 2°
 .XX ± 0.1 [25]
 .XXX ± 0.05 [13]
 OVERALL CABLE LENGTH TOL:
 ≤ 60 [1524] +3 [76.2] / - 0
 > 60 [1524] +5% / -0%



APPROVALS	DATE
DRAWN BY D.PARHAM	11/17/2006
CHECKED BY R.EVANS	11/17/2006
APPROVED BY D.GALLAGHER	11/17/2006

CONFIGURATION DETAILS OF
 UNDIMENSIONED FEATURES
 MAY VARY

		45 BEECHWOOD DRIVE NORTH ANDOVER, MA 01845	
CATEGORY TELECOM/MODULAR			
PRODUCT DESCRIPTION OUTDOOR PATCH CABLE WITH WEATHER TIGHT GROMMET			
SIZE A	FSCM NO. 43321	DWG. NO. TRD855WTG	REV. A
SCALE: NONE		CAD FILE: TRD855WTG.SLDDRW	SHEET 1 OF 1