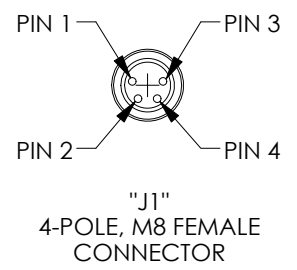
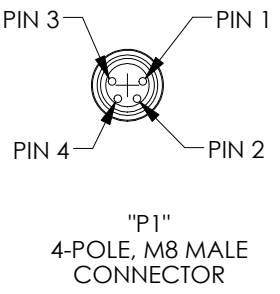
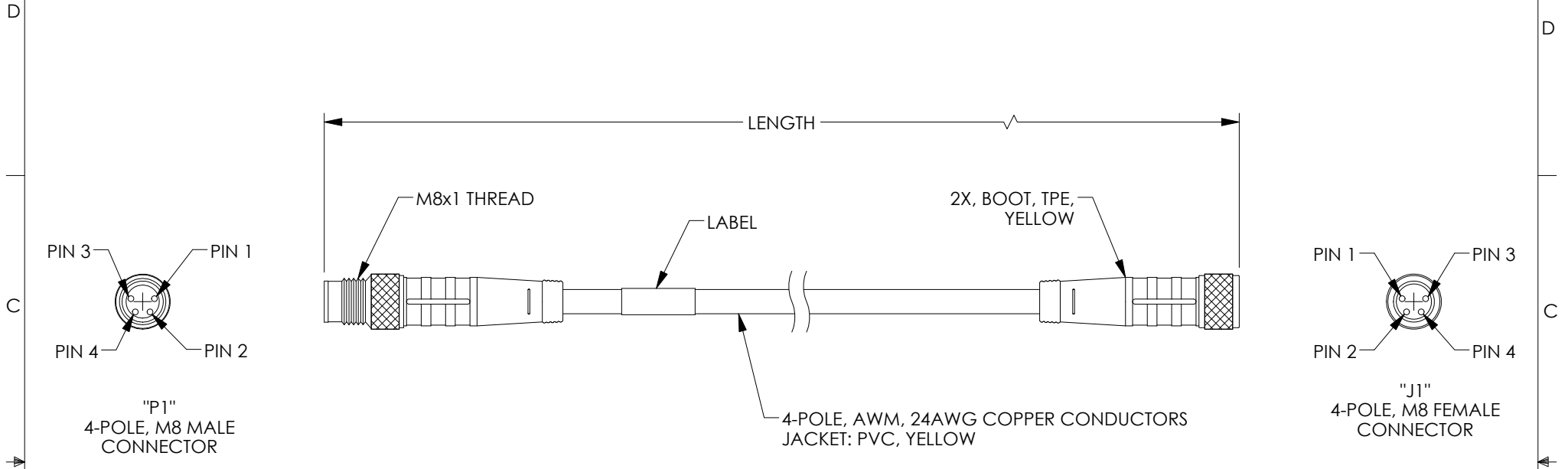


THE INFORMATION CONTAINED IN THIS DRAWING IS THE SOLE PROPERTY OF L-COM, INC. ANY REPRODUCTION IN PART OR WHOLE WITHOUT THE WRITTEN PERMISSION OF L-COM, INC. IS PROHIBITED.

REVISIONS			
REV	DESCRIPTION	DATE	APPROVED
A	INITIAL RELEASE	4/22/16	D.GRIFFIN



NOTES:

MATERIAL:
 MOLDED HOOD: TPE, YELLOW
 INSULATOR: PUR, BLACK
 CONTACTS: COPPER ALLOY, GOLD OVER NICKEL PLATE
 COUPLING NUT: BRASS, NICKEL PLATE
 LABEL: PLASTIC FILM, BLACK/YELLOW

ELECTRICAL:
 NOMINAL VOLTAGE RATING: 60VAC / 75VDC
 MAX CURRENT: 4A

ENVIRONMENTAL:
 OPERATING TEMPERATURE RANGE: -20°C TO +105°C

MISCELLANEOUS:
 MINIMUM LABEL INFO INCLUDES PART NUMBER, DATE CODE, VOLTAGE AND AMPERAGE.
 CABLE ASSEMBLIES TO BE TESTED FOR CONTINUITY
 CABLE ASSEMBLY SHALL BE INDIVIDUALLY PACKAGED IN ACCORDANCE WITH L-COM SPECIFICATION PS-0031.

"P1"	COLOR	"J1"
1	BROWN	1
2	WHITE	2
3	BLUE	3
4	BLACK	4

MODEL NUMBER	LENGTH METERS [FEET]
TRG417-C4Y-1M	1.0 [3.28]
TRG417-C4Y-2M	2.0 [6.56]
TRG417-C4Y-5M	5.0 [16.41]

UNLESS OTHERWISE SPECIFIED, DIMENSIONS ARE IN INCHES [mm] OVERALL CABLE LENGTH TOLERANCE: ≤12 [305] = +1 [25] / -0 >12 [305] ≤60 [1524] = +2 [51] / -0 >60 [1524] ≤120 [3048] = +4 [102] / -0 >120 [3048] ≤300 [7620] = +6 [152] / -0 >300 [7620] = +5% / -0% ALL OTHER DIMENSIONAL TOLERANCES: .X = ±.2 [5.08] .XX = ±.02 [51] .XXX = ±.005 [1.27]	APPROVALS DRAWN BY: D.FRISIELLO CHECKED BY: J.WHITE APPROVED BY: D.GUITADAURO	DATE 2/29/16 4/22/16 4/22/16	50 HIGH STREET NORTH ANDOVER, MA 01845	
	CONFIGURATION DETAILS OF UNDIMENSIONED FEATURES MAY VARY		L-com Global Connectivity	
	COLOR VARIATIONS MAY OCCUR		CATEGORY: TELECOM/MODULAR	
	PROJECTION		PRODUCT DESCRIPTION: 4-POLE M8M-M8F PVC 24 YEL	
SCALE: NONE		SIZE: A	FSCM NO.: 43321	DWG. NO.: TRG417-C4Y
CAD FILE: TRG417-C4Y.SLDDRW			SHEET 1 OF 1	