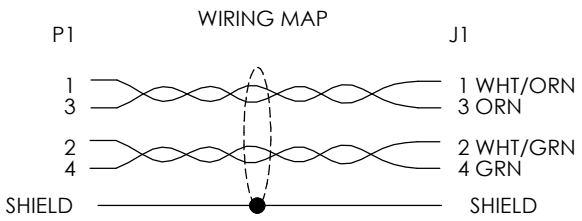
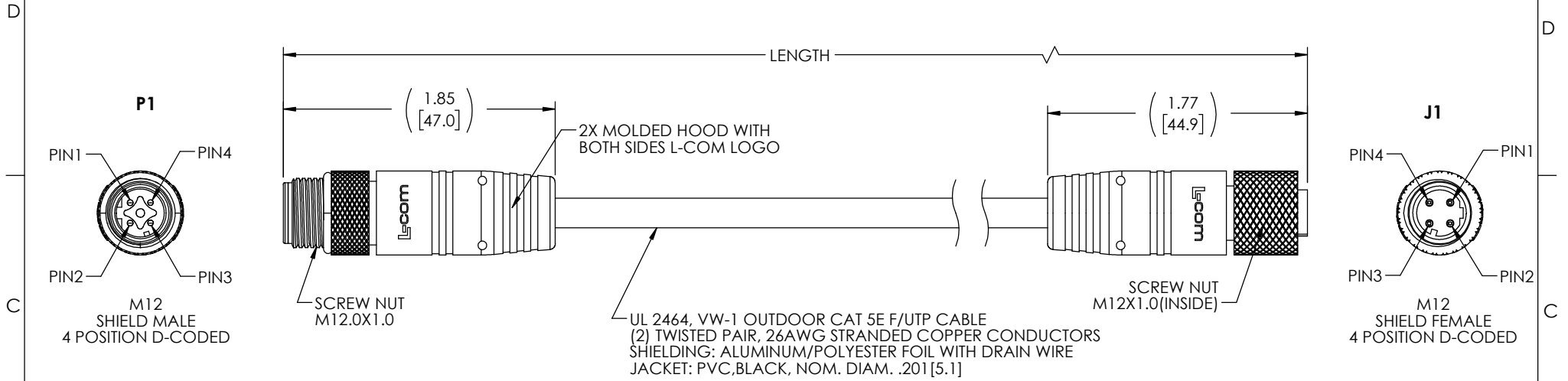


THE INFORMATION CONTAINED IN THIS DRAWING IS THE SOLE PROPERTY OF L-COM, INC. ANY REPRODUCTION IN PART OR WHOLE WITHOUT THE WRITTEN PERMISSION OF L-COM, INC. IS PROHIBITED.

REVISIONS			
REV	DESCRIPTION	DATE	APPROVED
A	INITIAL RELEASE	01/19/2023	GUTTADAURO



PART NUMBER	LENGTH	
	METERS	FEET
TRG502-C6B-05M	0.5	1.64
TRG502-C6B-1M	1.0	3.28
TRG502-C6B-2M	2.0	6.56
TRG502-C6B-3M	3.0	9.84
TRG502-C6B-5M	5.0	16.41
TRG502-C6B-10M	10.0	32.81
TRG502-C6B-15M	15.0	49.22

NOTES


MATERIAL:
MOLDED HOOD: PVC, BLACK,UV RESISTANCE
INSULATOR: NYLON, BLACK
SHELL/SCREW NUT: BRASS, NICKEL PLATE
CONTACTS: PHOSPHOR BRONZE, 15µ" MIN. GOLD PLATE

ELECTRICAL:
VOLTAGE RATING: 250 VAC/VDC
CURRENT RATING: 1.5A

APPLICATION:
INGRESS PROTECTION RATING IS IP67 (MATED).

ENVIRONMENTAL:
OPERATING TEMPERATURE RANGE: -20°C TO +80°C
CABLE JACKET: UV RESISTANCE

MISCELLANEOUS
CABLE ASSEMBLIES TO BE TESTED FOR CONTINUITY
CABLE ASSEMBLY SHALL BE INDIVIDUALLY PACKAGED IN ACCORDANCE WITH L-COM SPECIFICATION PS-0031.

UNLESS OTHERWISE SPECIFIED, DIMENSIONS ARE IN INCHES [mm] OVERALL CABLE LENGTH TOLERANCE: ≤12 [305] = +1 [25] / -0 >12 [305] ≤60 [1524] = +2 [51] / -0 >60 [1524] ≤120 [3048] = +4 [102] / -0 >120 [3048] ≤300 [7620] = +6 [152] / -0 >300 [7620] = +5% / -0 ALL OTHER DIMENSIONAL TOLERANCES: .X = ± .2 [5] FRACTIONS ± 1/32 .XX = ± .02 [5] ANGLES ± 1° .XXX = ± .005 [13]	APPROVALS	DATE	 50 High Street, West Mill, North Andover, MA 01845 USA. Phone: 1.800.341.5266 1.978.682.6936	
	DRAWN BY BZHANG	10/11/22		CATEGORY TELECOM/MODULAR PRODUCT DESCRIPTION Cat5e M124D M/F F/UTP 26AWG OD PVC BLK
	CHECKED BY DFRISIELLO	10/11/22		
	APPROVED BY GUTTADAURO	10/11/22		
THIRD-ANGLE PROJECTION	CONFIGURATION DETAILS OF UNDIMENSIONED FEATURES MAY VARY	COLOR VARIATIONS MAY OCCUR	SIZE A CAGE CODE 43321 DWG. NO. TRG502-C6B REV. A SCALE: NONE CAD FILE: TRG502-C6B.SLDDRW SHEET 1 OF 1	