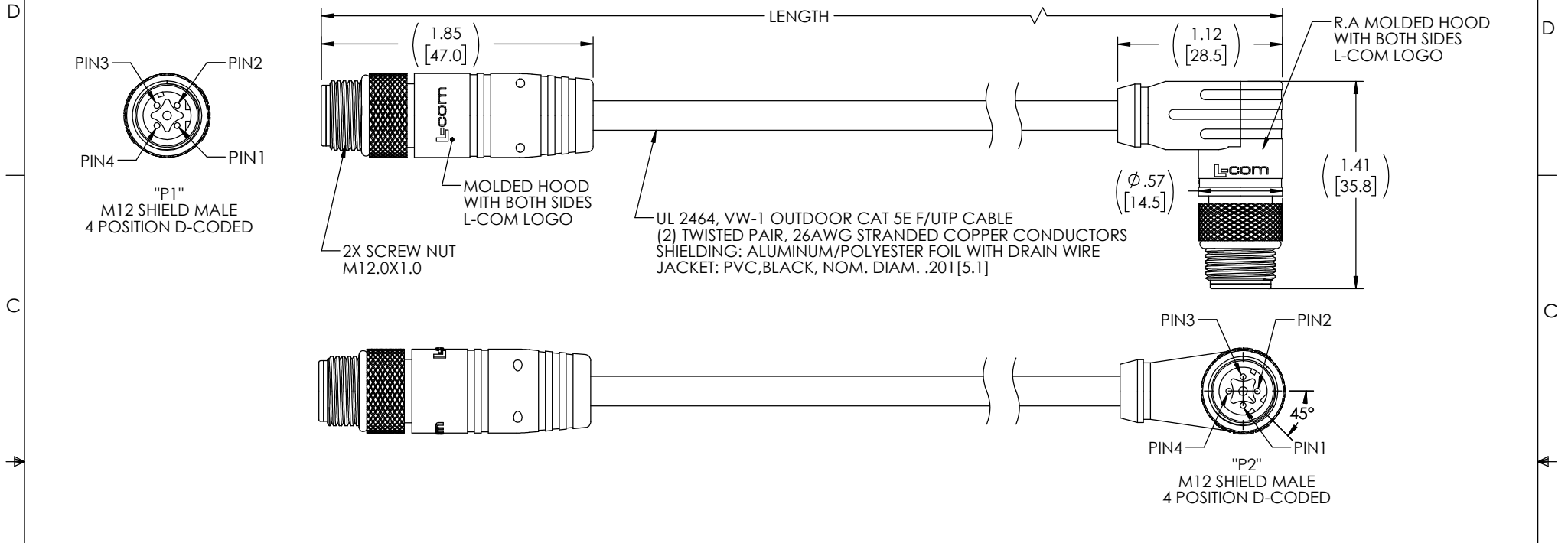


THE INFORMATION CONTAINED IN THIS DRAWING IS THE SOLE PROPERTY OF L-COM, INC. ANY REPRODUCTION IN PART OR WHOLE WITHOUT THE WRITTEN PERMISSION OF L-COM, INC. IS PROHIBITED.

REVISIONS			
REV	DESCRIPTION	DATE	APPROVED
A	INITIAL RELEASE	01/19/2023	GUTTADAURO



**NOTES**

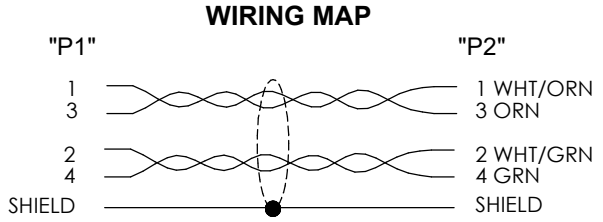
**MATERIAL:**  
 MOLDED HOOD: PVC, BLACK, UV RESISTANCE  
 INSULATOR: NYLON, BLACK  
 SHELL/SCREW NUT: BRASS, NICKEL PLATED  
 CONTACTS: COPPER ALLOY, .15μ" MIN. GOLD PLATED

**ELECTRICAL:**  
 VOLTAGE RATING: 250 VAC/VDC  
 CURRENT RATING: 1.5A


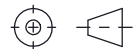
**APPLICATION:**  
 INGRESS PROTECTION RATING IS IP67 (MATED).

**ENVIRONMENTAL:**  
 OPERATING TEMPERATURE RANGE: -20°C TO +80°C  
 CABLE JACKET: UV RESISTANCE

**MISCELLANEOUS**  
 CABLE ASSEMBLIES TO BE TESTED FOR CONTINUITY  
 CABLE ASSEMBLY SHALL BE INDIVIDUALLY PACKAGED IN ACCORDANCE WITH L-COM SPECIFICATION PS-0031.



PART NUMBER	LENGTH	
	METERS	FEET
TRG507-C6B-05M	0.5	1.64
TRG507-C6B-1M	1.0	3.28
TRG507-C6B-2M	2.0	6.56
TRG507-C6B-3M	3.0	9.84
TRG507-C6B-5M	5.0	16.41
TRG507-C6B-10M	10.0	32.81
TRG507-C6B-15M	15.0	49.22

UNLESS OTHERWISE SPECIFIED, DIMENSIONS ARE IN INCHES [mm] OVERALL CABLE LENGTH TOLERANCE: ≤12 [305] = +1 [25] / -0 >12 [305] ≤60 [1524] = +2 [51] / -0 >60 [1524] ≤120 [3048] = +4 [102] / -0 >120 [3048] ≤300 [7620] = +6 [152] / -0 >300 [7620] = +5% / -0 ALL OTHER DIMENSIONAL TOLERANCES: .X = ± .2 [5]   FRACTIONS ± 1/32 .XX = ± .02 [5]   ANGLES ± 1° .XXX = ± .005 [1.3]	APPROVALS DRAWN BY BZHANG CHECKED BY DFRISIELLO APPROVED BY GUTTADAURO	DATE 10/10/22 10/10/22 10/10/22	 50 High Street, West Mill, North Andover, MA 01845 USA. Phone: 1.800.341.5266 1.978.682.6936
	CONFIGURATION DETAILS OF UNDIMENSIONED FEATURES MAY VARY COLOR VARIATIONS MAY OCCUR	CATEGORY <b>TELECOM/MODULAR</b>	
THIRD-ANGLE PROJECTION 	PRODUCT DESCRIPTION <b>Cat5e M124D RA M/M F/UTP 26AWG OD PVC BLK</b>		SCALE: NONE CAD FILE: TRG507-C6B.SLDDRW
SIZE <b>A</b> CAGE CODE <b>43321</b> DWG. NO. <b>TRG507-C6B</b>		REV. <b>A</b>	SHEET 1 OF 1