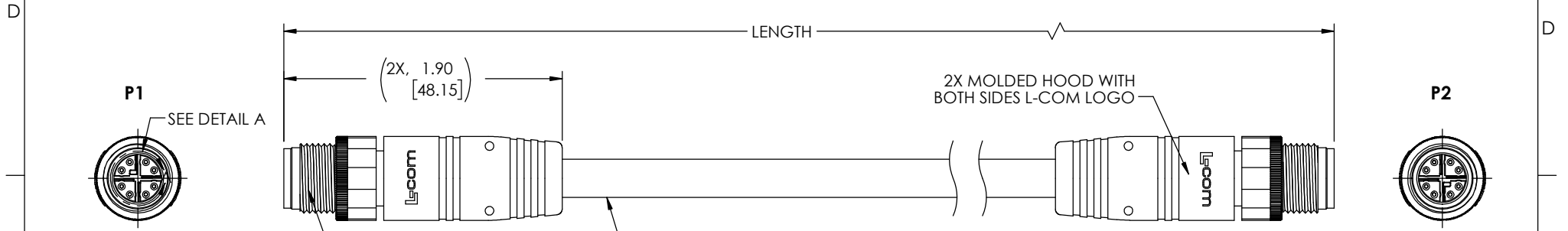


THE INFORMATION CONTAINED IN THIS DRAWING IS THE SOLE PROPERTY OF L-COM, INC. ANY REPRODUCTION IN PART OR WHOLE WITHOUT THE WRITTEN PERMISSION OF L-COM, INC. IS PROHIBITED.

REVISIONS			
REV	DESCRIPTION	DATE	APPROVED
A	INITIAL RELEASE	01/19/2023	GUTTADAURO

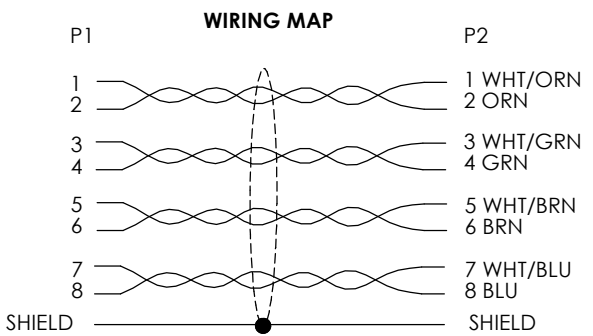
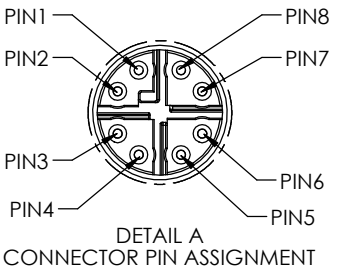


2X. M12 SHIELD MALE 8 POSITION X-CODED

2X SCREW NUT M12X1.0

UL2464 VW-1 OUTDOOR, CAT 6A F/UTP CABLE (4) TWISTED PAIR, 26AWG STRANDED COPPER CONDUCTORS SHIELDING: ALUMINUM/POLYESTER FOIL WITH DRAIN WIRE JACKET: PVC, BLACK NOM. DIA. .260[6.6]

2X MOLDED HOOD WITH BOTH SIDES L-COM LOGO



PARTNUMBER	LENGTH	
	METERS	FEET
TRG607-C6B-05M	0.5	1.64
TRG607-C6B-1M	1.0	3.28
TRG607-C6B-2M	2.0	6.56
TRG607-C6B-3M	3.0	9.84
TRG607-C6B-5M	5.0	16.41
TRG607-C6B-10M	10.0	32.81
TRG607-C6B-15M	15.0	49.22

NOTES

MATERIAL:
 MOLDED HOOD: PVC, BLACK, UV RESISTANCE
 INSULATOR: NYLON, BLACK
 SHELL/SCREW NUT: BRASS, NICKEL PLATE
 CONTACTS: PHOSPHOR BRONZE, 15" MIN. GOLD PLATE

ELECTRICAL:
 VOLTAGE RATING: 48 VAC/VDC
 CURRENT RATING: 0.5A

APPLICATION:
 INGRESS PROTECTION RATING IS IP67 (MATED).

ENVIRONMENTAL:
 OPERATING TEMPERATURE RANGE: -20°C TO +80°C
 CABLE JACKET: UV RESISTANCE

MISCELLANEOUS
 CABLE ASSEMBLIES TO BE TESTED FOR CONTINUITY
 WIRED TO IEC 61076-2-109 STANDARDS
 CABLE ASSEMBLY SHALL BE INDIVIDUALLY PACKAGED IN ACCORDANCE WITH L-COM SPECIFICATION PS-0031.

UNLESS OTHERWISE SPECIFIED, DIMENSIONS ARE IN INCHES [mm] OVERALL CABLE LENGTH TOLERANCE: ≤12 [305] = +1 [25] / -0 >12 [305] ≤60 [1524] = +2 [51] / -0 >60 [1524] ≤120 [3048] = +4 [102] / -0 >120 [3048] ≤300 [7620] = +6 [152] / -0 >300 [7620] = +5% / -0 ALL OTHER DIMENSIONAL TOLERANCES: .X = ± .2 [5] FRACTIONS ± 1/32 .XX = ± .02 [5] ANGLES ± 1° .XXX = ± .005 [13]	APPROVALS BZHANG	DATE 10/11/22	50 High Street, West Mill, North Andover, MA 01845 USA. Phone: 1.800.341.5266 1.978.682.6936		
	CHECKED BY DFRISIELLO	10/11/22		CATEGORY TELECOM/MODULAR	
	APPROVED BY GUTTADAURO	10/11/22		PRODUCT DESCRIPTION Cat6a M128X M/M F/UTP 26AWG OD PVC BLK	
	THIRD-ANGLE PROJECTION 	COLOR VARIATIONS MAY OCCUR		SIZE A	CAGE CODE 43321
SCALE: NONE		CAD FILE: TRG607-C6B.SLDDRW		SHEET 1 OF 1	