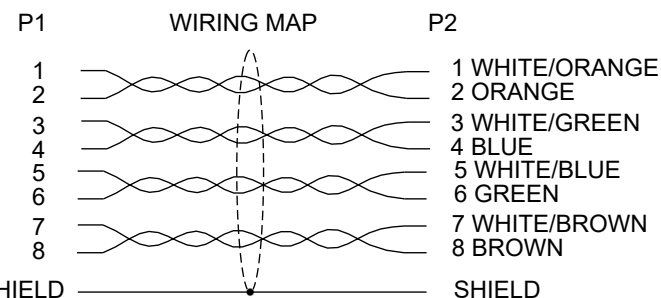
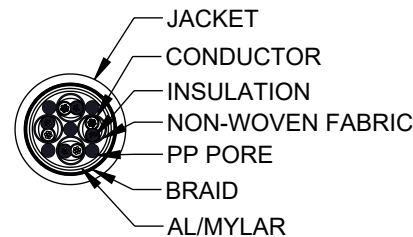
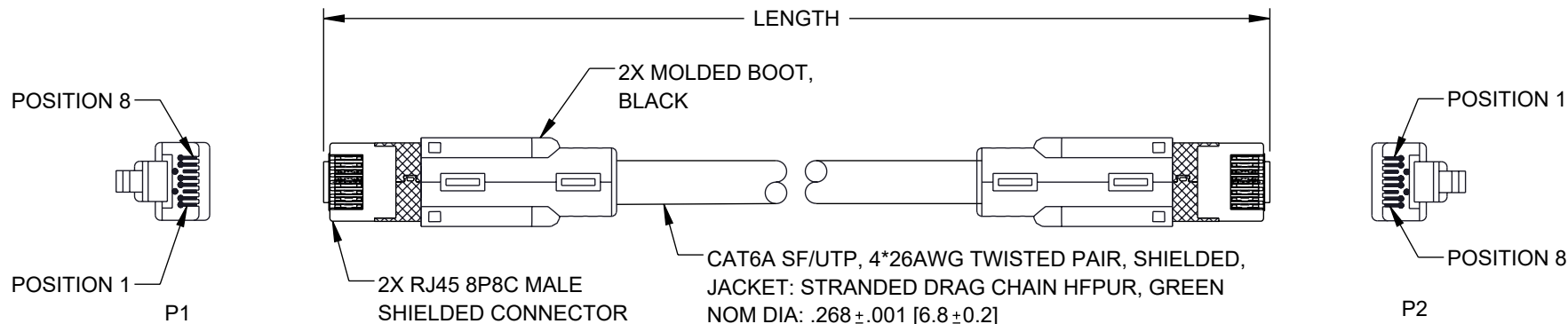


REVISION					
ZONE	REV	DESCRIPTION	DATE	CHANGED BY	APPROVED
	B	UPDATED PER ECO-13673	06/25/2024	HBAKKE	DGUST



NOTES:

PHYSICAL:

- CONDUCTOR TYPE: 26AWG, STRANDED BC.
- INSULATION: HDPE.
- CONDUCTOR DIA: 0.98 ± 0.05mm.
- CONNECTOR: 50U" GOLD PLATED.
- MINIMUM AVERAGE CABLE THICKNESS: 0.8 mm.
- CONNECTOR MATERIAL: PC.
- CONTACT MATERIAL: COPPER ALLOY, GOLD PLATING - 50µm.

ELECTRICAL:

- BANDWIDTH: 5000 MHz.
- NOMINAL VOLTAGE RATING: 30 V.
- RESISTANCE: 7.89Ω/100m (MAXIMUM).
- IMPEDANCE: 100Ω.
- CAPACITANCE: 5600pf/100m.
- PROPAGATION DELAY: 545ns/100m (MAXIMUM).
- DELAY SKEW: 45ns/100m (MAXIMUM).
- PASS FLUKE DSX 8000 CHANNEL TEST.

ENVIRONMENTAL:

- INSTALLATION TEMPERATURE RANGE: 0°C TO ~50°C
- OPERATING TEMPERATURE RANGE: -40°C TO ~80°C

MISCELLANEOUS

- CABLE ASSEMBLY TO BE TESTED FOR CONTINUITY.
- CABLE ASSEMBLY SHALL BE INDIVIDUALLY PACKAGED.

REGULATORY COMPLIANCE:

EU RoHS DIRECTIVE (MOST RECENTLY RELEASED VERSION).

THE INFORMATION CONTAINED IN THIS DRAWING IS THE SOLE PROPERTY OF INFINITE ELECTRONICS, INC. ANY REPRODUCTION IN PART OR WHOLE WITHOUT THE WRITTEN PERMISSION OF INFINITE ELECTRONICS, INC. IS PROHIBITED. THESE COMMODITIES, TECHNOLOGY OR SOFTWARE WERE EXPORTED FROM THE UNITED STATES IN ACCORDANCE WITH THE EXPORT ADMINISTRATION REGULATIONS. DIVERSION CONTRARY TO U.S. LAW PROHIBITED.

ITEM NO	LENGTH [TOL.]	
	METERS [mm]	FEET [IN]
TRGPC601-05M	0.5 [+35/-15]	1.64 [+1.38/- .59]
TRGPC601-1M	1 [+35/-20]	3.28 [+1.38/- .79]
TRGPC601-2M	2 [+35/-30]	6.56 [+1.38/-1.18]
TRGPC601-3M	3 [+35/-30]	9.84 [+1.38/-1.18]
TRGPC601-5M	5 [±60]	16.40 [±2.36]
TRGPC601-10M	10 [±80]	32.81 [±3.15]

UNLESS OTHERWISE SPECIFIED LEADING DIMENSIONS ARE INCHES DIMENSIONS IN [] ARE MILLIMETERS

TOLERANCES:

X = ±.2 [5]	FRACTIONS ± 1/32
.XX = ±.02 [0.5]	ANGLES ± 1°
.XXX = ±.005 [0.13]	

CABLE LENGTH TOLERANCES:

≤12 [305]	= +1 [25] / -0
>12 [305] ≤ 60 [1524]	= +2 [51] / -0
>60 [1524] ≤ 120 [3048]	= +4 [102] / -0
>120 [3048] ≤ 300 [7620]	= +6 [152] / -0
>300 [7620]	= +5% / -0

ALL DIMENSIONS ARE FOR REFERENCE ONLY AND SUBJECT TO CHANGE WITHOUT NOTICE UN-DIMENSIONED/NON-CRITICAL FEATURES MAY VARY IN SIZE AND LOCATION COLORS MAY VARY



Website: www.L-com.com
 Phone: 1.800.341.5266 | 1.978.682.6936

INTERPRET ALL DIMENSIONS AND TOLERANCES PER ASME Y14.5

SCALE	SHEET
NONE	1 OF 1

DESCRIPTION				
PROFINET C6a 4P RJ45 SF/UTP 26STR PUR GRN				
SIZE	CAGE CODE	DRAWN BY	ITEM NO.	REV
A	43321	KGLEBOVA	TRGPC601	B