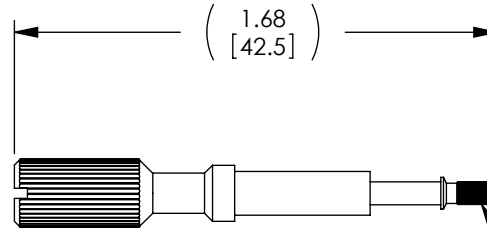


THE INFORMATION CONTAINED IN THIS DRAWING IS THE SOLE PROPERTY OF L-COM, INC. ANY REPRODUCTION IN PART OR WHOLE WITHOUT THE WRITTEN PERMISSION OF L-COM, INC. IS PROHIBITED.

REVISIONS			
REV	DESCRIPTION	DATE	APPROVED
A	INITIAL RELEASE	6/4/10	D.GRIFFIN


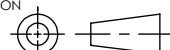


#2-56 UNC-2A

RoHS Compliant ✓

NOTES:

1. MATERIAL: STEEL, NICKEL FINISH
2. COMPONENT SHALL BE PACKAGED 10 PIECES PER BAG IN ACCORDANCE WITH L-COM SPEC. PS-0031.

UNLESS OTHERWISE SPECIFIED, DIMENSIONS ARE IN INCHES [mm] OVERALL CABLE LENGTH TOLERANCE: ≤12 [305] = +1 [25] / -0 >12 [305] ≤60 [1524] = +2 [51] / -0 >60 [1524] ≤120 [3048] = +4 [102] / -0 >120 [3048] ≤300 [7620] = +6 [152] / -0 >300 [7620] = +3% / -0% ALL OTHER DIMENSIONAL TOLERANCES: .X = ±.2 .XX = ±.02 .XXX = ±.005	APPROVALS DRAWN BY D. CASTRO CHECKED BY D. PARHAM APPROVED BY S. SMITH	DATE 6/3/10 6/3/10 6/3/10	 45 BEECHWOOD DRIVE NORTH ANDOVER, MA 01845		
	CONFIGURATION DETAILS OF UNDIMENSIONED FEATURES MAY VARY			CATEGORY HARDWARE	
PROJECTION 	COLOR VARIATIONS MAY OCCUR	SIZE A	FSCM NO. 43321	DWG. NO. TS-SCSI3	REV. A
SCALE: NONE		CAD FILE: TS-SCSI3.SLDDRW		SHEET 1 OF 1	