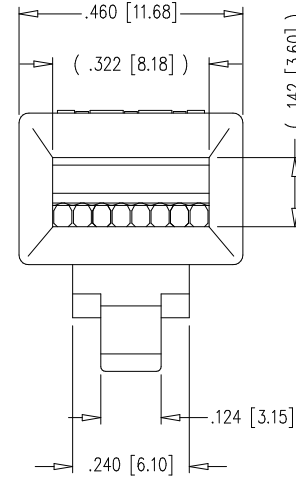
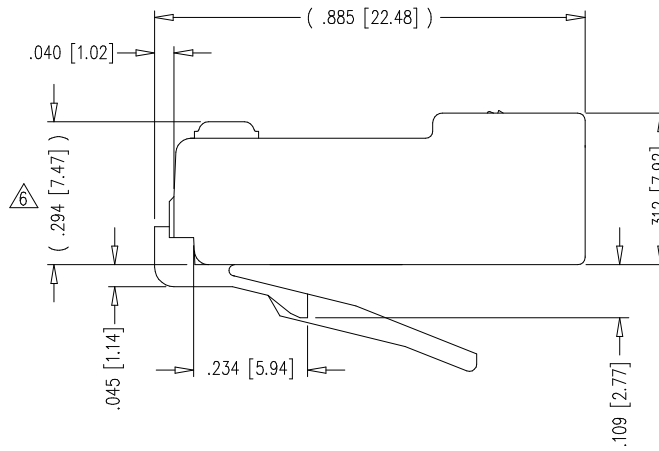
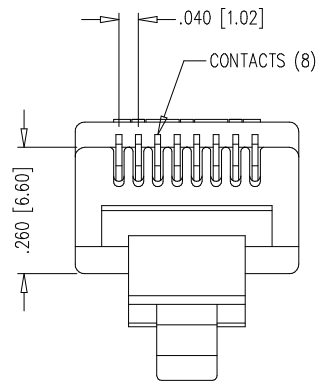
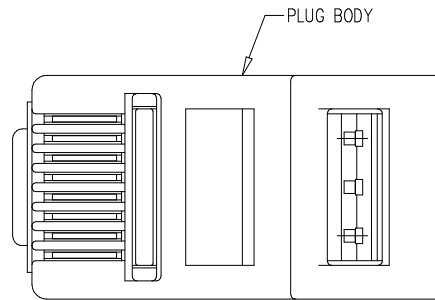


THE INFORMATION CONTAINED IN THIS DRAWING IS THE SOLE PROPERTY OF L-COM, INC.. ANY REPRODUCTION IN PART OR WHOLE WITHOUT THE WRITTEN PERMISSION OF L-COM, INC. IS PROHIBITED.

RoHS Compliant ✓

REVISIONS			
REV	DESCRIPTION	DATE	APPROVED
A	INITIAL RELEASE	10/3/12	D.FRISIELLO



NOTES:

- MATERIALS:  
PLUG BODY: POLYCARBONATE, UL94V-0  
CONTACTS: PHOSPHOR BRONZE, SELECTIVE GOLD PLATING.
- CONTACTS TERMINATE SOLID OR STRANDED CONDUCTORS UP TO .037 [.94] OUTSIDE DIAMETER OF INSULATION.
- FOR PRODUCT SPECIFICATION SEE PR021-01.
- TOLERANCES COMPLY WITH F.C.C. DIMENSION REQUIREMENTS
- TERMINATED PLUG HEIGHT: .237 [6.02] ± .005 [.13]
- COMPONENT PACKAGED IN QUANTITIES OF 100.

UNLESS OTHERWISE SPECIFIED, DIMENSIONS ARE IN INCHES [mm] OVERALL CABLE LENGTH TOLERANCE: ≤12 [305] = +1 [25] / -0 >12 [305] ≤60 [1524] = +2 [51] / -0 >60 [1524] ≤120 [3048] = +4 [102] / -0 >120 [3048] ≤300 [7620] = +6 [152] / -0 >300 [7620] = +3% / -0%	APPROVALS	DATE		45 BEECHWOOD DRIVE NORTH ANDOVER, MA 01845
	DRAWN BY D.FRISIELLO	10/3/12		
ALL OTHER DIMENSIONAL TOLERANCES: .X = ± .2 .XX = ± .02 .XXX = ±.005	CHECKED BY D.GALLAGHER	10/3/12	CATEGORY <b>MODULAR</b>	
	APPROVED BY D.GALLAGHER	10/3/12	PRODUCT DESCRIPTION <b>PLUG, RJ45(8X8) FLT CBL</b>	
PROJECTION 	CONFIGURATION DETAILS OF UNDIMENSIONED FEATURES MAY VARY	COLOR VARIATIONS MAY OCCUR	SIZE <b>A</b>	FSCM NO. <b>43321</b>
			DWG. NO. <b>TSP3088</b>	REV. <b>A</b>
			SCALE: NONE	CAD FILE: TSP3088.SLDDRW
				SHEET 1 OF 1