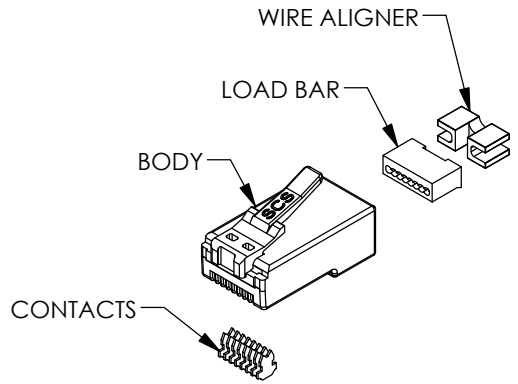
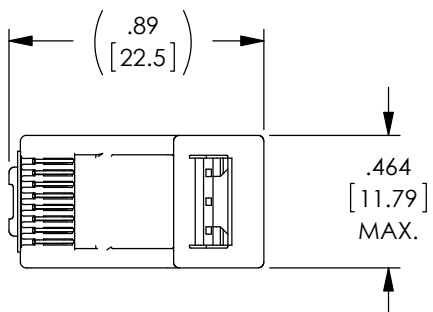
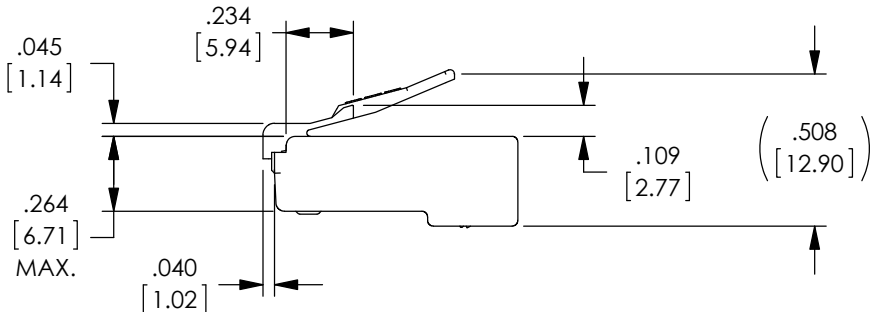
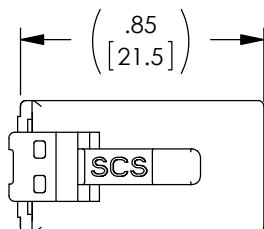
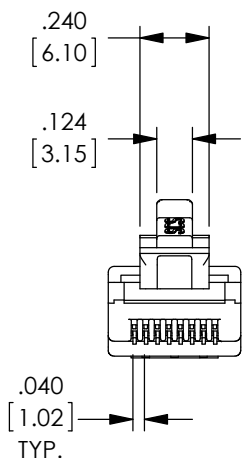


THE INFORMATION CONTAINED IN THIS DRAWING IS THE SOLE PROPERTY OF L-COM, INC. ANY REPRODUCTION IN PART OR WHOLE WITHOUT THE WRITTEN PERMISSION OF L-COM, INC. IS PROHIBITED.

REVISIONS			
REV	DESCRIPTION	DATE	APPROVED
A	INITIAL RELEASE	11/21/17	D.FRISIELLO



- NOTES:
1. PLUG KIT CONSISTS OF:
PRE-INSERTED PLUG BODY
LOAD BAR
WIRE ALIGNER
 2. MATERIALS:
PLUG BODY: CLEAR POLYCARBONATE, UL 94-V0
LOAD BAR: BLACK POLYCARBONATE, UL 94-V0
WIRE ALIGNER: CLEAR POLYCARBONATE, UL 94-V0
CONTACTS: COPPER ALLOY, 50μ OF GOLD PLATING OVER CONTACTS.
 3. CONTACTS TERMINATE SOLID OR STRANDED CONDUCTORS BETWEEN .037" [0.94] TO .042" [1.07] OUTSIDE DIAMETER OF INSULATION.
 4. PRODUCT DESIGNED FOR CATEGORY 6A APPLICATIONS.
 5. DIMENSIONS AND TOLERANCES COMPLY WITH TIA-1096 STANDARDS.
 6. TERMINATED PLUG HEIGHT" .237 [6.02] +/- .005 [0.13]
 7. PLUG SHALL BE BULK PACKAGED IN BAGS OF 25 PIECES IN ACCORDANCE WITH L-COM SPECIFICATION PS-0031.

REGULATORY COMPLIANCE:
CE2011/65/EU(RoHS DIRECTIVE)

UNLESS OTHERWISE SPECIFIED, DIMENSIONS ARE IN INCHES [mm] OVERALL CABLE LENGTH TOLERANCE: ≤12 [305] = +1 [25] / -0 >12 [305] ≤60 [1524] = +2 [51] / -0 >60 [1524] ≤120 [3048] = +4 [102] / -0 >120 [3048] ≤300 [7620] = +6 [152] / -0 >300 [7620] = +5% / -0%	APPROVALS	DATE	 50 HIGH STREET NORTH ANDOVER, MA 01845	
	DRAWN BY D.FRISIELLO	11/20/17		
ALL OTHER DIMENSIONAL TOLERANCES: .X = ± .2 [5.08] .XX = ± .02 [51] .XXX = ±.005 [1.13]	CHECKED BY D.GUITADAURO	11/21/17	PRODUCT DESCRIPTION RJ45 PLUG C6A UNSHLD	
	APPROVED BY D.GUITADAURO	11/21/17		
PROJECTION 	SIZE A	FSCM NO. 43321	DWG. NO. TSP6AU-25	REV. A
SCALE: NONE		CAD FILE: TSP6AU-25.SLDDRW		SHEET 1 OF 1