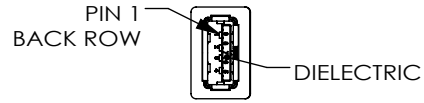
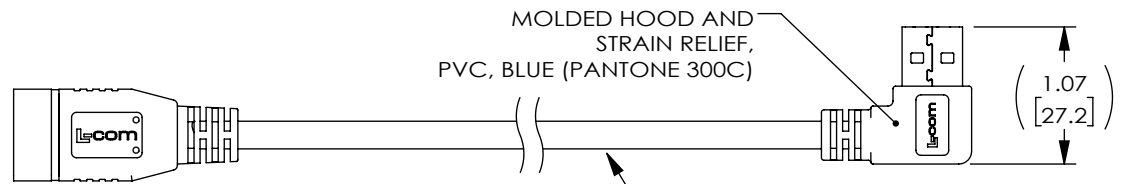
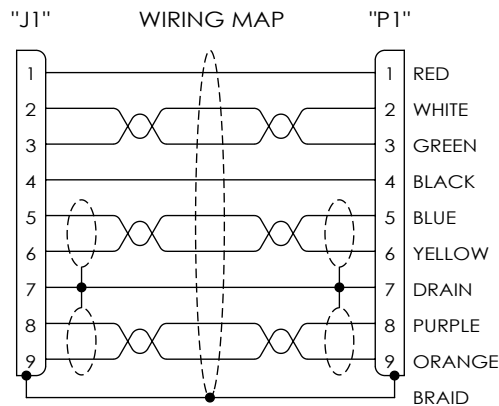
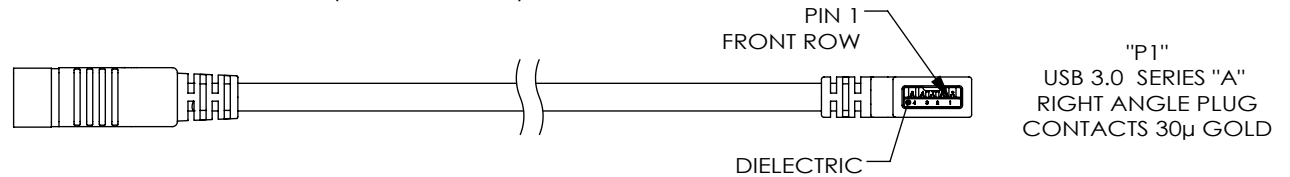
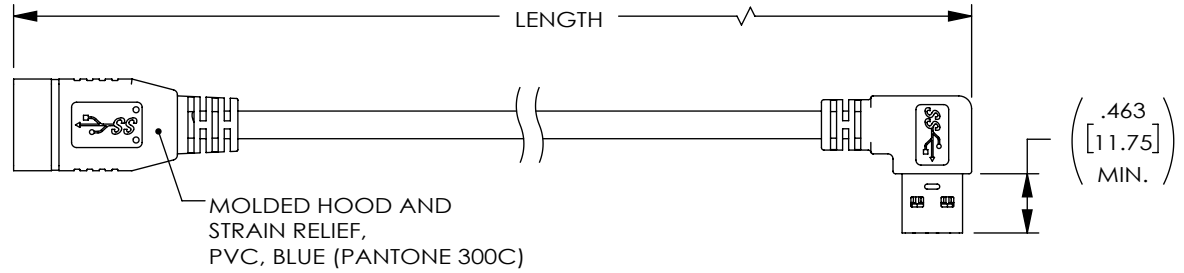


THE INFORMATION CONTAINED IN THIS DRAWING IS THE SOLE PROPERTY OF L-COM, INC. ANY REPRODUCTION IN PART OR WHOLE WITHOUT THE WRITTEN PERMISSION OF L-COM, INC. IS PROHIBITED.

REVISIONS			
REV	DESCRIPTION	DATE	APPROVED
A	REV A DRAWING RELEASED	09/27/2018	SLI
B	ECN 10993: REMOVE -.03M LENGTH FROM PART NUMBER TABULATION	02/19/2021	DGUTTADAURC



"J1"
USB 3.0 SERIES "A" JACK
CONTACTS 30μ GOLD



PART NUMBER	LENGTH METERS [FEET]
U3A00047-05M	0.5 [1.64]
U3A00047-075M	0.75 [2.46]
U3A00047-1M	1.0 [3.28]

NOTES:

1. CABLE ASSEMBLY SHALL HAVE 360° SHIELD TERMINATION.
2. CABLE ASSEMBLY MUST MEET USB 3.0 REQUIREMENTS.
3. CABLE ASSEMBLY SHALL BE TESTED FOR CONTINUITY.
4. CABLE ASSEMBLY SHALL BE INDIVIDUALLY PACKAGED IN ACCORDANCE WITH L-COM SPECIFICATION PS-0031.

UNLESS OTHERWISE SPECIFIED, DIMENSIONS ARE IN INCHES [mm] OVERALL CABLE LENGTH TOLERANCE: ≤12 [305] = +1 [25] / -0 >12 [305] ≤60 [1524] = +2 [51] / -0 >60 [1524] ≤120 [3048] = +4 [102] / -0 >120 [3048] ≤300 [7620] = +6 [152] / -0 >300 [7620] = +5% / -0 ALL OTHER DIMENSIONAL TOLERANCES: .X = ± .2 [5] FRACTIONS ± 1/32 .XX = ± .02 [.5] ANGLES ± 1° .XXX = ± .005 [.13]	APPROVALS DRAWN BY CN_SEVEN_LI 07/20/2017 CHECKED BY CN_BILL_ZHANG 07/20/2017 APPROVED BY CN_Shawn_Pan 07/20/2017	DATE 07/20/2017	50 High Street, West Mill, North Andover, MA 01845 USA. Phone: 1.800.341.5266 1.978.682.6936		
	CONFIGURATION DETAILS OF UNDIMENSIONED FEATURES MAY VARY	CATEGORY USB		PRODUCT DESCRIPTION CA, USB3.0 A-F/90RT A-M	
THIRD-ANGLE PROJECTION 	COLOR VARIATIONS MAY OCCUR	SIZE A	CAGE CODE 43321	DWG. NO. U3A00047	REV. B
SCALE: NONE		CAD FILE: U3A00047.SLDDRW		SHEET 1 OF 1	