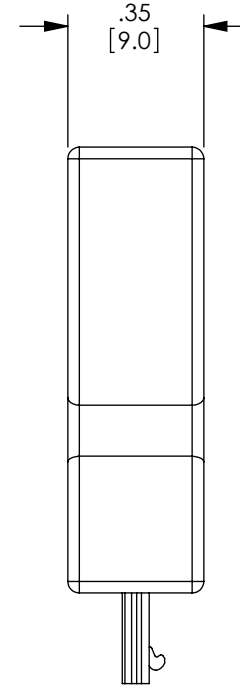
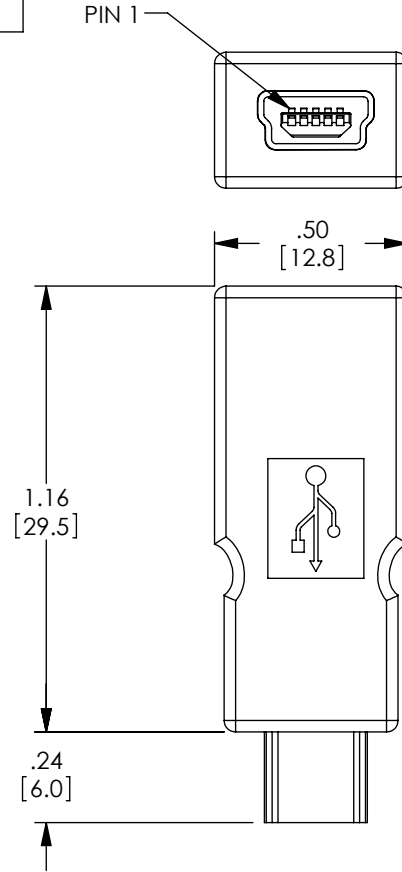


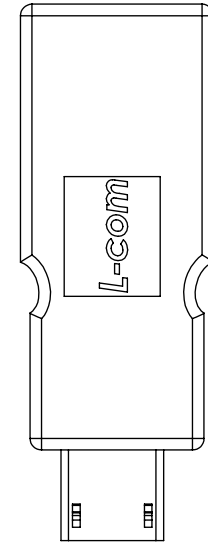
THE INFORMATION CONTAINED IN THIS DRAWING IS THE SOLE PROPERTY OF L-COM, INC. ANY REPRODUCTION IN PART OR WHOLE WITHOUT THE WRITTEN PERMISSION OF L-COM, INC. IS PROHIBITED.

REVISIONS			
REV	DESCRIPTION	DATE	APPROVED
A	INITIAL RELEASE	3/22/10	D.GRIFFIN
B	ECN 4654: 1.16 WAS .98, ADDED DIMS ARE FOR REF ONLY & CONTINUITY TEST	4/1/10	D. CASTRO

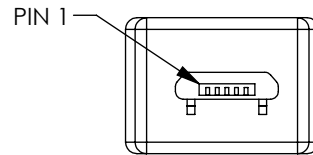
WIRING MAP	
"P1"	"J1"
1	1
2	2
3	3
4	4
5	5
SHELL	SHELL



"J1"
USB MINI-B5 FEMALE
CONNECTOR



"P1"
MICRO-B5 MALE
CONNECTOR



NOTES:

MATERIAL:

INSULATOR: PBT, UL 94V-0
CONTACT: BRASS, GOLD PLATE OVER NICKEL.
HOOD: PVC, BLACK

FINISH:

SHELL: NICKEL SILVER.

MISCELLANEOUS:

ALL DIMS ARE FOR REFERENCE ONLY.
COMPONENT SHALL BE TESTED FOR CONTINUITY.
COMPONENT SHALL BE INDIVIDUALLY PACKAGED IN
ACCORDANCE WITH L-COM SPECIFICATION PS-0031.

RoHS Compliant ✓

UNLESS OTHERWISE SPECIFIED, DIMENSIONS ARE IN INCHES [mm] DIMENSIONAL TOLERANCES: .X = ±.1 .XX = ±.01 .XXX = ±.005 ANGULAR TOLERANCES: ALL = ± 1°	APPROVALS	DATE		45 BEECHWOOD DRIVE NORTH ANDOVER, MA 01845	
	DRAWN BY D.FRISIELLO	3/19/10			
	CHECKED BY D.CASTRO	3/19/10	CATEGORY USB		
	APPROVED BY S.SMITH	3/19/10	PRODUCT DESCRIPTION ADPTR, MICRO-B5 M/MINI-B5 F		
PROJECTION 	COLOR VARIATIONS MAY OCCUR	SIZE A	FSCM NO. 43321	DWG. NO. UAD030MF	REV. B
SCALE: NONE		CAD FILE: UAD030MF.SLDDRW		SHEET 1 OF 1	