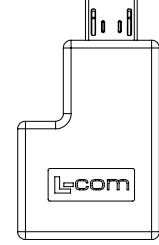
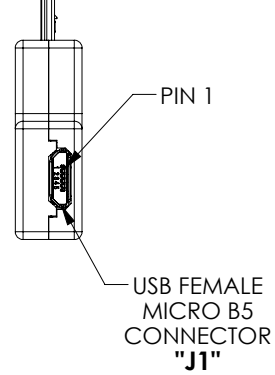
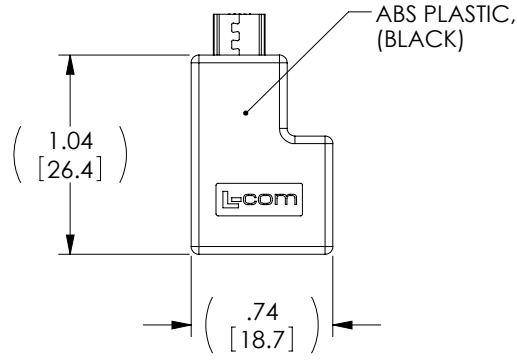
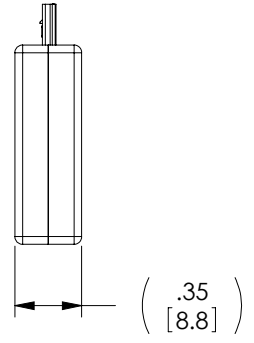
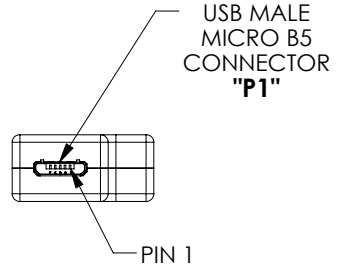


THE INFORMATION CONTAINED IN THIS DRAWING IS THE SOLE PROPERTY OF L-COM, INC. ANY REPRODUCTION IN PART OR WHOLE WITHOUT THE WRITTEN PERMISSION OF L-COM, INC. IS PROHIBITED.

REVISIONS			
REV	DESCRIPTION	DATE	APPROVED
A	CN RELEASE	1/10/12	D.GRIFFIN



WIRE MAP	
"P1"	"J1"
1	1
2	2
3	3
4	4
5	5
SHELL	SHELL

- NOTES:**
- ADAPTER SHALL BE TESTED FOR CONTINUITY.
 - ADAPTER SHALL BE INDIVIDUALLY PACKAGED IN ACCORDANCE WITH L-COM SPEC. PS-0031

RoHS Compliant ✓

UNLESS OTHERWISE SPECIFIED, DIMENSIONS ARE IN INCHES [mm] OVERALL CABLE LENGTH TOLERANCE: ≤12 [305] = +1 [25] / -0 >12 [305] ≤60 [1524] = +2 [51] / -0 >60 [1524] ≤120 [3048] = +4 [102] / -0 >120 [3048] ≤300 [7620] = +6 [152] / -0 >300 [7620] = +3% / -0%	APPROVALS	DATE		45 BEECHWOOD DRIVE NORTH ANDOVER, MA 01845
	DRAWN BY D. CASTRO	4/28/11		
ALL OTHER DIMENSIONAL TOLERANCES: .X = ±.2 .XX = ±.02 .XXX = ±.005	CHECKED BY D. PARHAM	4/28/11	USB	
PROJECTION	APPROVED BY S. SMITH	5/2/11	PRODUCT DESCRIPTION	
	CONFIGURATION DETAILS OF UNDIMENSIONED FEATURES MAY VARY		ADPT,USB MICB M/F RA EXIT 1	
	COLOR VARIATIONS MAY OCCUR	SIZE A	FSCM NO. 43321	DWG. NO. UAD2.0MICB-1
		SCALE: NONE	CAD FILE: UAD2.0MICB-1.SLDDRW	REV. A
				SHEET 1 OF 1