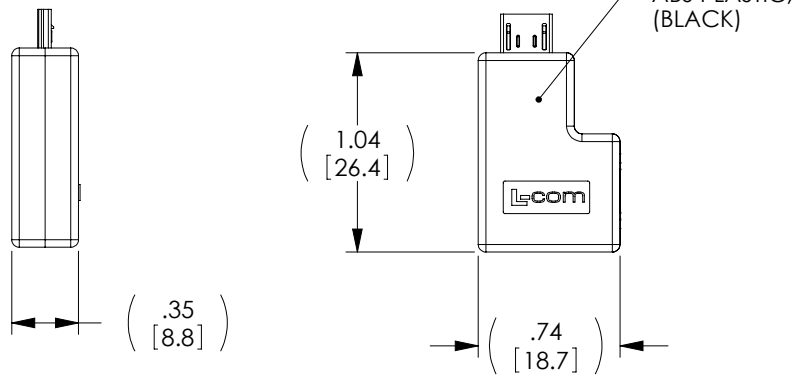
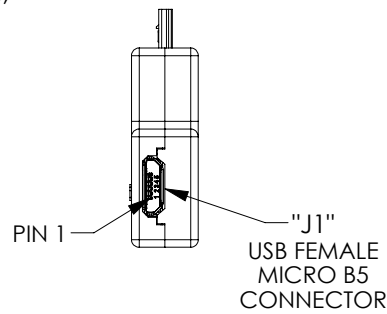
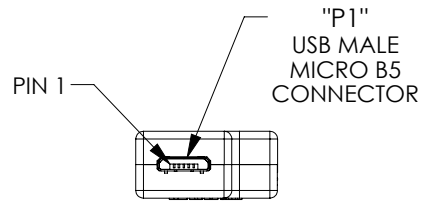


THE INFORMATION CONTAINED IN THIS DRAWING IS THE SOLE PROPERTY OF L-COM, INC. ANY REPRODUCTION IN PART OR WHOLE WITHOUT THE WRITTEN PERMISSION OF L-COM, INC. IS PROHIBITED.

REVISIONS			
REV	DESCRIPTION	DATE	APPROVED
A	CN RELEASE	1/10/12	D.GRIFFIN



WIRE MAP	
"P1"	"J1"
1	1
2	2
3	3
4	4
5	5
SHELL	SHELL

NOTES:

1. ADAPTER SHALL BE TESTED FOR CONTINUITY.
2. ADAPTER SHALL BE INDIVIDUALLY PACKAGED IN ACCORDANCE WITH L-COM SPEC. PS-0031

RoHS Compliant ✓

UNLESS OTHERWISE SPECIFIED, DIMENSIONS ARE IN INCHES [mm] OVERALL CABLE LENGTH TOLERANCE: ≤12 [305] = +1 [25] / -0 >12 [305] ≤60 [1524] = +2 [51] / -0 >60 [1524] ≤120 [3048] = +4 [102] / -0 >120 [3048] ≤300 [7620] = +6 [152] / -0 >300 [7620] = +3% / -0% ALL OTHER DIMENSIONAL TOLERANCES: .X = ±.2 .XX = ±.02 .XXX = ±.005	APPROVALS DRAWN BY D.FRISIELLO	DATE 12/30/11	45 BEECHWOOD DRIVE NORTH ANDOVER, MA 01845
	CHECKED BY F.MAO	DATE 12/30/11	
APPROVED BY S. SMITH	DATE 12/30/11	PRODUCT DESCRIPTION ADPTR ASSEMBLY UAD2.0MICB-2	
PROJECTION 	CONFIGURATION DETAILS OF UNDIMENSIONED FEATURES MAY VARY	COLOR VARIATIONS MAY OCCUR	SIZE A
FSCM NO. 43321		DWG. NO. UAD2.0MICB-2	REV. A
SCALE: NONE		CAD FILE: UAD2.0MICB-2.SLDDRW	
SHEET 1 OF 1			