
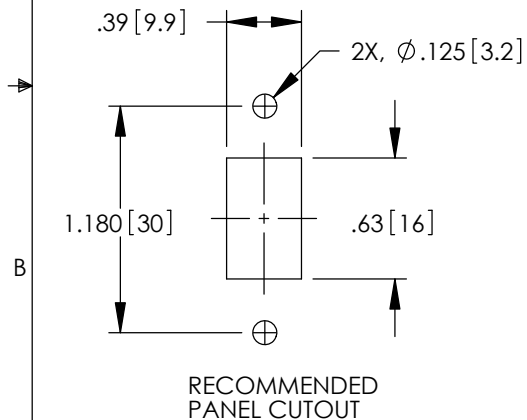
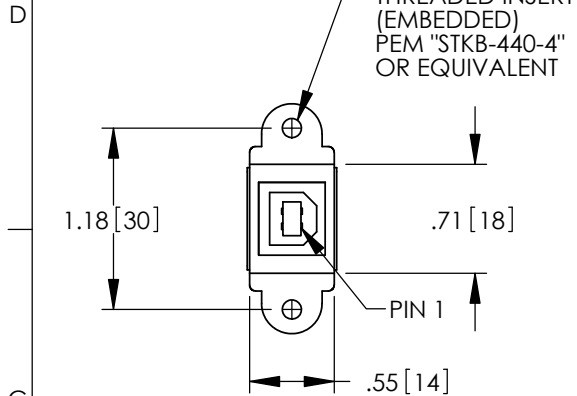


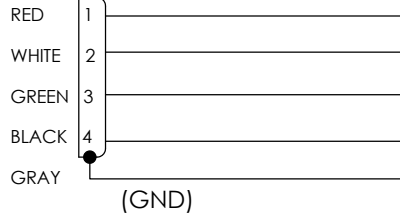
THE INFORMATION CONTAINED IN THIS DRAWING IS THE SOLE PROPERTY OF L-COM, INC. ANY REPRODUCTION IN PART OR WHOLE WITHOUT THE WRITTEN PERMISSION OF L-COM, INC. IS PROHIBITED.

RoHS Compliant ✓

REVISIONS			
REV	DESCRIPTION	DATE	APPROVED
A	INTERNAL RELEASE	9/9/11	D.GRIFFIN
B	ECN 5784: CHANGE BULK CABLE FROM UL1569 TO UL1007	10/18/11	D.FRISIELLO



"J1" WIRING DIAGRAM



NOTES:

MATERIAL:
 CONDUCTORS: UL1007, 24AWG STRANDED TINNED COPPER.
 MOLDED HOOD: PVC, GRAY (PANTONE 424C)

FINISH:
 USB CONTACT FINISH 30µ IN GOLD OVER 50µ IN NICKEL PLATE.

MISCELLANEOUS:
 CABLE ASSEMBLY SHALL BE TESTED FOR CONTINUITY.
 INCLUDE MOUNTING HARDWARE 2X #4-40 X .38 LG. PHILLIPS PAN HD SCREW.
 CABLE ASSEMBLY SHALL BE INDIVIDUALLY PACKAGED IN ACCORDANCE WITH L-COM SPECIFICATION PS-0031.

UNLESS OTHERWISE SPECIFIED, DIMENSIONS ARE IN INCHES [mm] OVERALL CABLE LENGTH TOLERANCE: ≤12 [305] = +1 [25] / -0 >12 [305] ≤60 [1524] = +2 [51] / -0 >60 [1524] ≤120 [3048] = +4 [102] / -0 >120 [3048] ≤300 [7620] = +6 [152] / -0 >300 [7620] = +3% / -0%	APPROVALS	DATE		45 BEECHWOOD DRIVE NORTH ANDOVER, MA 01845
	DRAWN BY D.FRISIELLO	9/8/11		CATEGORY
ALL OTHER DIMENSIONAL TOLERANCES: .X = ±.2 .XX = ±.02 .XXX = ±.005	CHECKED BY C.BRAN	9/8/11	PRODUCT DESCRIPTION	
	APPROVED BY S.SMITH	9/8/11	USB B F PNL MNT W/LEADS 24"	
PROJECTION 	CONFIGURATION DETAILS OF UNDIMENSIONED FEATURES MAY VARY		SIZE A	FSCM NO. 43321
	COLOR VARIATIONS MAY OCCUR		DWG. NO. UPMB-LEADS	REV. B
	SCALE: NONE		CAD FILE: UPMB-LEADS.SLDDRW	
			SHEET 1 OF 1	