

6

5

4

3

2

1

REVISION

| ZONE | REV | DESCRIPTION | DATE | CHANGED BY | APPROVED |
|------|-----|-----------------|------------|------------|-----------|
| | A | INITIAL RELEASE | 04/19/2024 | DZINN | THOUGHTON |

F



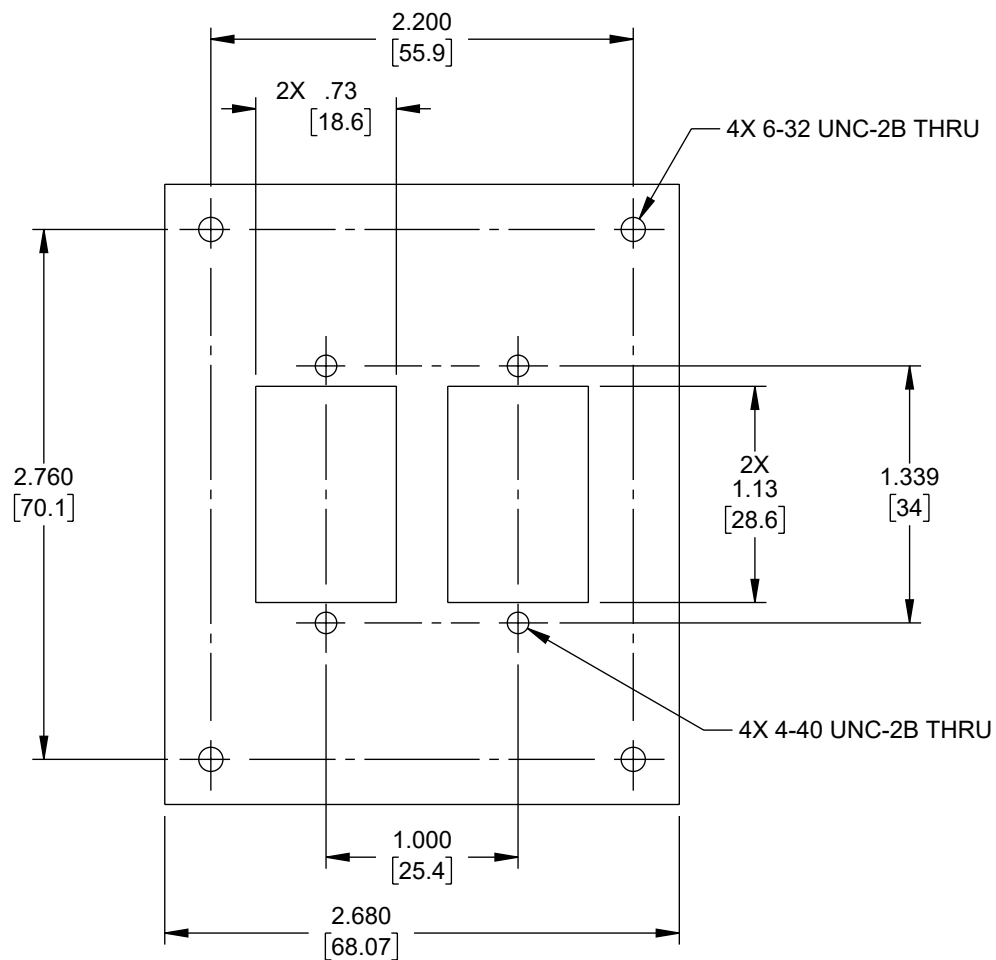
E

D

C

B

A



NOTES:

1. MATERIAL: .06 [1.5] THK COLD ROLLED STEEL.
2. FINISH: FLAT BLACK POWDER COAT.
3. KIT CONTAINS (4) 6-32 UNC SCREWS.
4. COMPONENTS SHALL BE INDIVIDUALLY PACKAGED IAW L-COM SPECIFICATION PS-0031.

THE INFORMATION CONTAINED IN THIS DRAWING IS THE SOLE PROPERTY OF INFINITE ELECTRONICS, INC. ANY REPRODUCTION IN PART OR WHOLE WITHOUT THE WRITTEN PERMISSION OF INFINITE ELECTRONICS, INC. IS PROHIBITED. THESE COMMODITIES, TECHNOLOGY OR SOFTWARE WERE EXPORTED FROM THE UNITED STATES IN ACCORDANCE WITH THE EXPORT ADMINISTRATION REGULATIONS. DIVERSION CONTRARY TO U.S. LAW PROHIBITED.

UNLESS OTHERWISE SPECIFIED
LEADING DIMENSIONS ARE INCHES
DIMENSIONS IN [] ARE MILLIMETERS

TOLERANCES:
 .X = ±.2 [5] FRACTIONS ± 1/32
 .XX = ±.02 [0.5] ANGLES ± 1°
 .XXX = ±.005 [0.13]

CABLE LENGTH TOLERANCES:
 ≤12 [305] = +1 [25] / -0
 >12 [305] ≤ 60 [1524] = +2 [51] / -0
 >60 [1524] ≤ 120 [3048] = +4 [102] / -0
 >120 [3048] ≤ 300 [7620] = +6 [152] / -0
 >300 [7620] = +5% / -0

ALL DIMENSIONS ARE FOR REFERENCE ONLY
AND SUBJECT TO CHANGE WITHOUT NOTICE.
UN-DIMENSIONED/NON-CRITICAL FEATURES
MAY VARY IN SIZE AND LOCATION
COLORS MAY VARY

L-com
an INFINIT[®] brand

Website: www.L-com.com
Phone: 1.800.341.5266 | 1.978.682.6936



INTERPRET ALL DIMENSIONS AND
TOLERANCES PER ASME Y14.5

| | |
|-------|--------|
| SCALE | SHEET |
| NONE | 1 OF 1 |

DESCRIPTION

UNIVERSAL SUB-PANEL WITH TWO ECF HOLES, BLACK, USB
3.0 FLANGE (DS) - TYPE 4

| SIZE | CAGE CODE | DRAWN BY | ITEM NO. | REV |
|------|-----------|----------|----------|-----|
| A | 43321 | DZINN | USP229B4 | A |

6

5

4

3

2

1