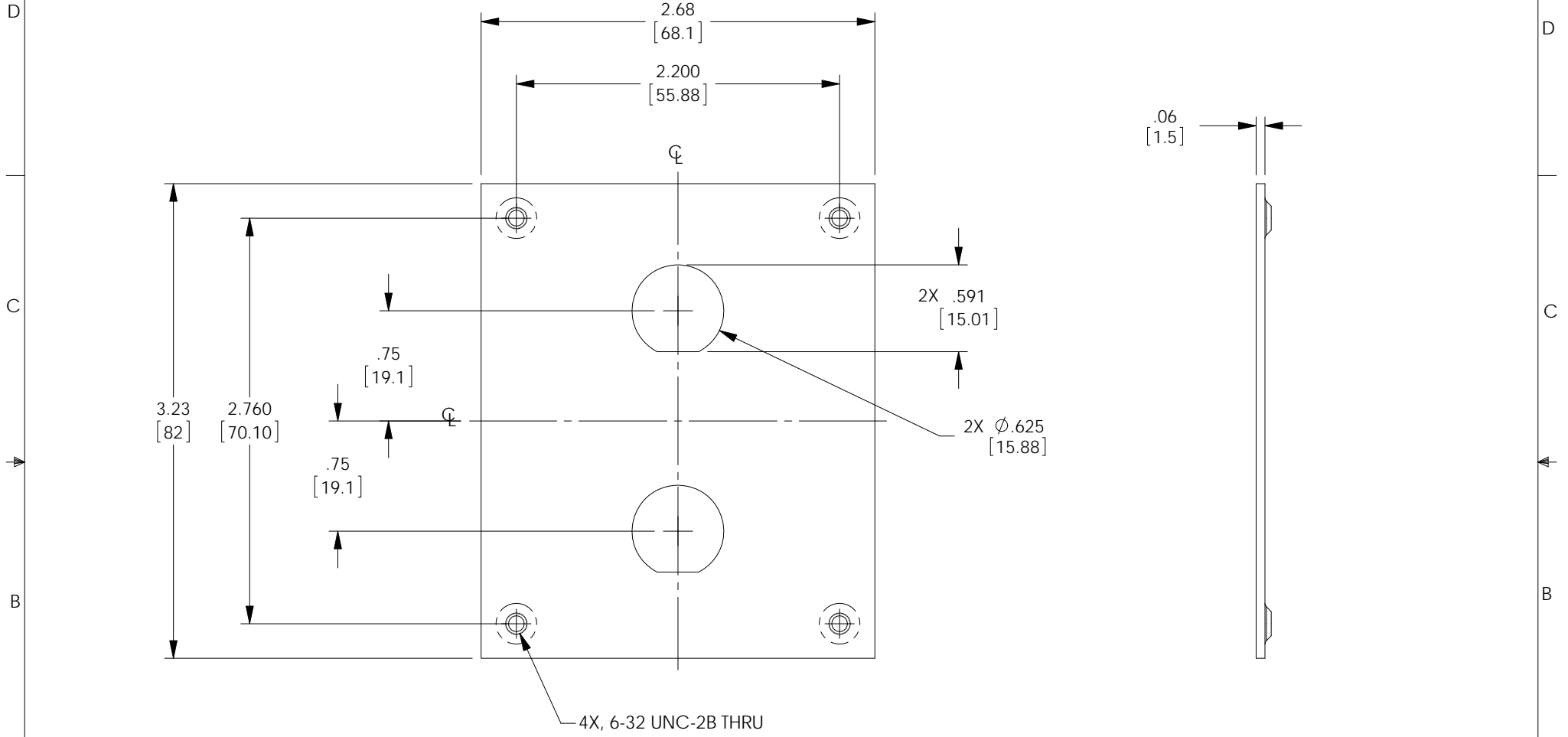


THE INFORMATION CONTAINED IN THIS DRAWING IS THE SOLE PROPERTY OF L-COM, INC. ANY REPRODUCTION IN PART OR WHOLE WITHOUT THE WRITTEN PERMISSION OF L-COM, INC. IS PROHIBITED.


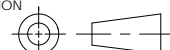
REVISIONS			
REV	DESCRIPTION	DATE	APPROVED
A	INITIAL RELEASE	8/4/17	D.FRISIELLO



**NOTES:**

1. PANEL MATERIAL: .06[1.5] THK COLD ROLLED STEEL.
2. PANEL FINISH: FLAT BLACK POWDER COAT.
3. KIT CONTAINS 4, #6-32 UNC SCREWS.
4. PACKAGE IN ACCORDANCE WITH L-COM SPEC. PS-0031

**REGULATORY COMPLIANCE:**  
CE 2011/65/EU(RoHS DIRECTIVE)

UNLESS OTHERWISE SPECIFIED, DIMENSIONS ARE IN INCHES [mm]  DIMENSIONAL TOLERANCES: .X = ±.1 [2.54] .XX = ±.01 [.25] .XXX = ±.005 [.13]  ANGULAR TOLERANCES: ALL = ± 1°	APPROVALS	DATE	 50 HIGH STREET NORTH ANDOVER, MA 01845		
	DRAWN BY D.FRISIELLO	8/4/17			
	CHECKED BY M.MARTINEZ	8/4/17	CATEGORY	RACK/ENCLOSURES	
	APPROVED BY M.MARTINEZ	8/4/17	PRODUCT DESCRIPTION	USP SUBPNL (2) 0.630in D-HOLE	
PROJECTION 	COLOR VARIATIONS MAY OCCUR	SIZE <b>A</b>	FSCM NO. <b>43321</b>	DWG. NO. <b>USP245B</b>	REV. <b>A</b>
		SCALE: NONE	CAD FILE: USP245B.SLDDRW	SHEET 1 OF 1	