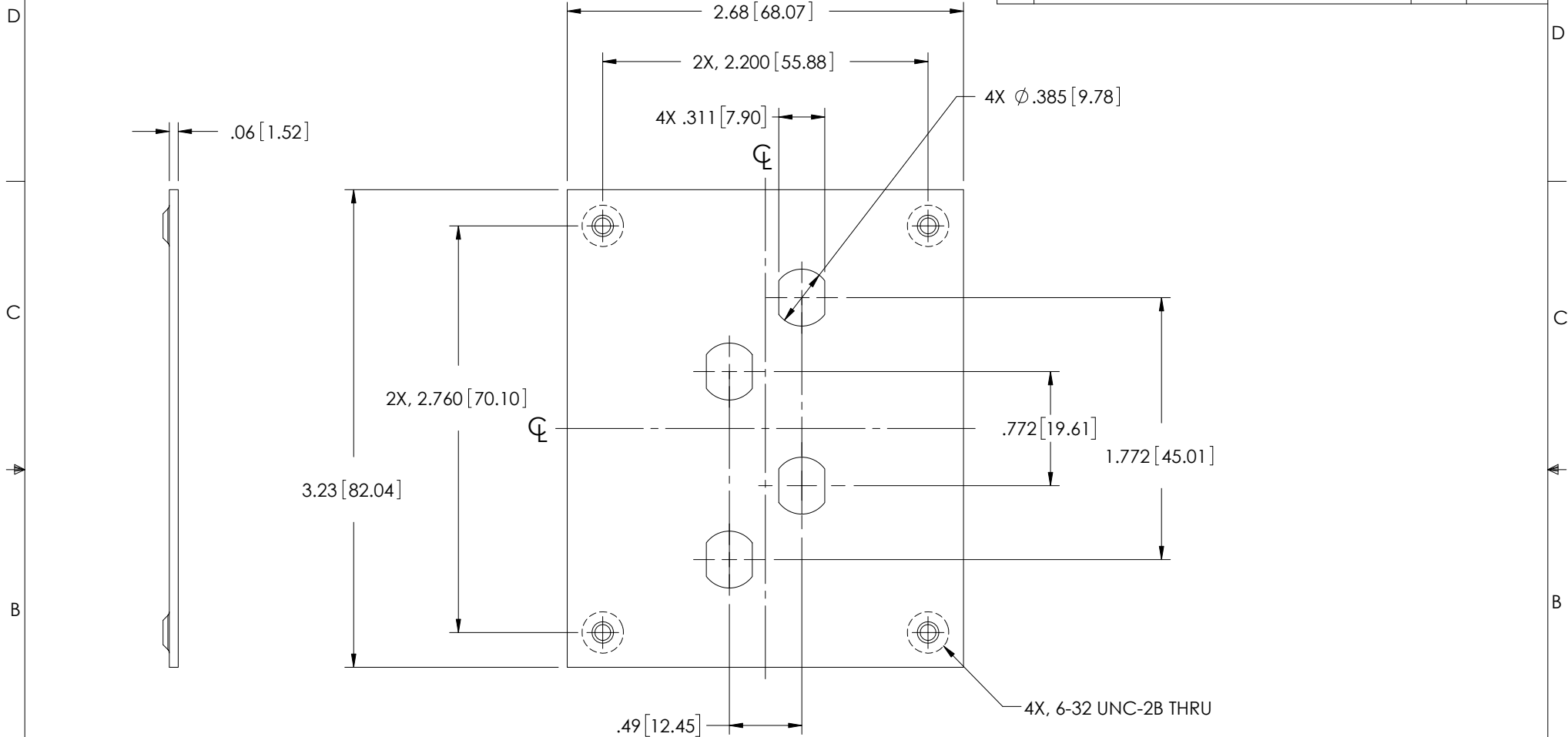



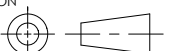
THE INFORMATION CONTAINED IN THIS DRAWING IS THE SOLE PROPERTY OF L-COM, INC. ANY REPRODUCTION IN PART OR WHOLE WITHOUT THE WRITTEN PERMISSION OF L-COM, INC. IS PROHIBITED.

REVISIONS			
REV	DESCRIPTION	DATE	APPROVED
A	INITIAL RELEASE	08/05/19	BGATES



NOTES:

- MATERIAL: .06 THK [1.52] COLD ROLLED STEEL.
- FINISH: FLAT BLACK POWDER COAT.
- KIT CONTAINS 4, #6-32 UNC SCREWS.
- ALL DIMENSIONS SHOWN ARE FOR REFERENCE ONLY.
- COMPONENT SHALL BE INDIVIDUALLY PACKAGED IN ACCORDANCE WITH L-COM SPECIFICATION PS-0031.

UNLESS OTHERWISE SPECIFIED, DIMENSIONS ARE IN INCHES [mm] OVERALL CABLE LENGTH TOLERANCE: ≤12 [305] = +1 [25] / -0 >12 [305] ≤60 [1524] = +2 [51] / -0 >60 [1524] ≤120 [3048] = +4 [102] / -0 >120 [3048] ≤300 [7620] = +6 [152] / -0 >300 [7620] = +5% / -0% ALL OTHER DIMENSIONAL TOLERANCES: .X = ±.2 [5] .XX = ±.02 [.5] .XXX = ±.005 [.13]	APPROVALS	DATE	 50 HIGH STREET NORTH ANDOVER, MA 01845	
	DRAWN BY BPUCHASKI	08/05/19		
	CHECKED BY DFRISIELLO	08/05/19	CATEGORY	SUB PANEL
	APPROVED BY BGATES	08/05/19	PRODUCT DESCRIPTION	
PROJECTION	CONFIGURATION DETAILS OF UNDIMENSIONED FEATURES MAY VARY	SCALE: NONE	USP SUB-PANEL (4) 0.385 DBL-D HOLE SIZE A CAGE CODE 43321 DWG. NO. USP252B REV. A	
	COLOR VARIATIONS MAY OCCUR	SCALE: NONE	SHEET 1 OF 1	