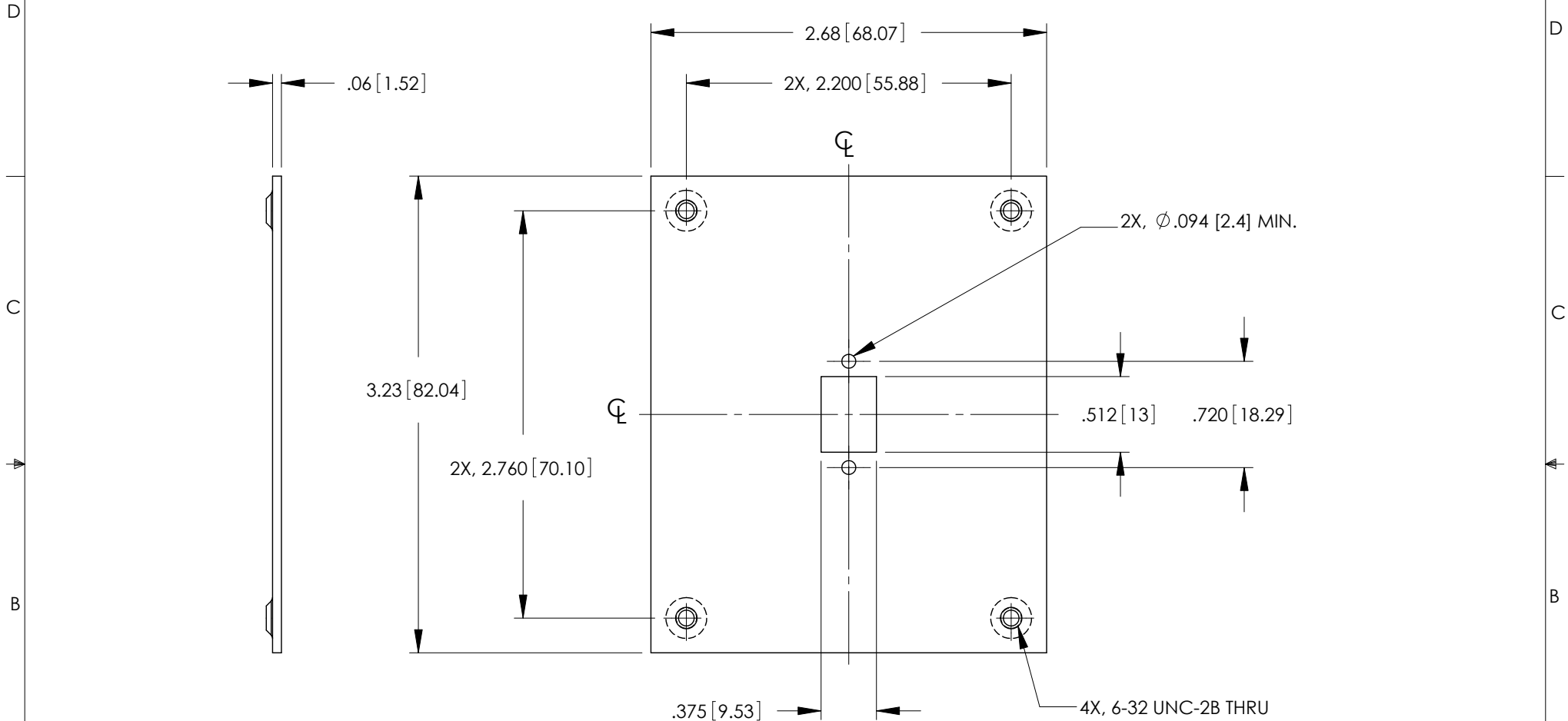



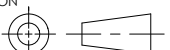
THE INFORMATION CONTAINED IN THIS DRAWING IS THE SOLE PROPERTY OF L-COM, INC. ANY REPRODUCTION IN PART OR WHOLE WITHOUT THE WRITTEN PERMISSION OF L-COM, INC. IS PROHIBITED.

REVISIONS			
REV	DESCRIPTION	DATE	APPROVED
A	INITIAL RELEASE	08/05/2019	BGATES



NOTES:

1. MATERIAL: .06 THK [1.52] COLD ROLLED STEEL.
2. FINISH: FLAT BLACK POWDER COAT.
3. KIT CONTAINS 4, #6-32 UNC SCREWS.
4. ALL DIMENSIONS SHOWN ARE FOR REFERENCE ONLY.
5. COMPONENT SHALL BE INDIVIDUALLY PACKAGED IN ACCORDANCE WITH L-COM SPECIFICATION PS-0031.

UNLESS OTHERWISE SPECIFIED, DIMENSIONS ARE IN INCHES [mm] OVERALL CABLE LENGTH TOLERANCE: ≤12 [305] = +1 [25] / -0 >12 [305] ≤60 [1524] = +2 [51] / -0 >60 [1524] ≤120 [3048] = +4 [102] / -0 >120 [3048] ≤300 [7620] = +6 [152] / -0 >300 [7620] = +3% / -0%	APPROVALS	DATE	 50 HIGH STREET NORTH ANDOVER, MA 01845
	DRAWN BY BPUCHASKI	08/05/2019	
ALL OTHER DIMENSIONAL TOLERANCES: .X = ± .2 [5] .XX = ± .02 [.5] .XXX = ± .005 [.13]	CHECKED BY DFRISIELLO	08/05/2019	CATEGORY RACK/ENCLOSURE
	APPROVED BY BGATES	08/05/2019	
PROJECTION 	CONFIGURATION DETAILS OF UNDIMENSIONED FEATURES MAY VARY	PRODUCT DESCRIPTION USP SUB-PNL 1 MTRJ COUPLER SLOT	
COLOR VARIATIONS MAY OCCUR	SIZE A	CAGE CODE 43321	DWG. NO. USP255B
SCALE: NONE		SHEET 1 OF 1	

L-com (OD) 2019