

6

5

4

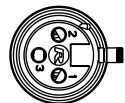
3

2

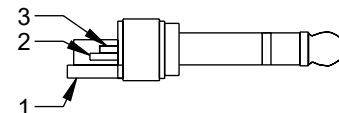
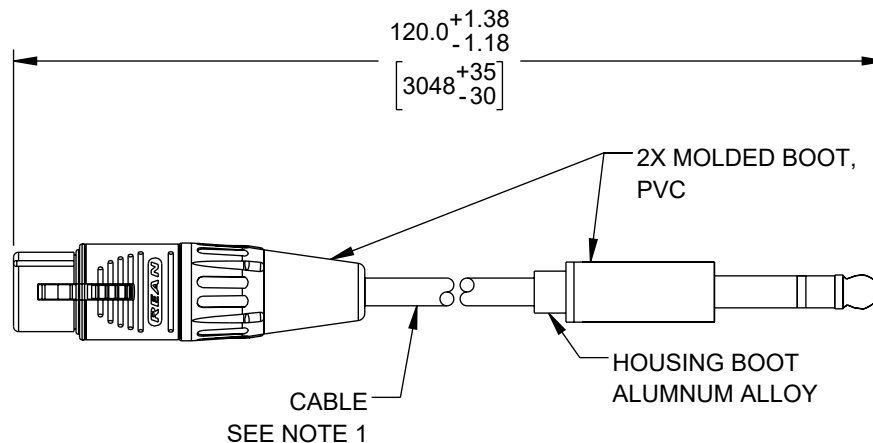
1

## REVISION

ZONE	REV	DESCRIPTION	DATE	CHANGED BY	APPROVED
	A	INITIAL RELEASE	06/05/2024	KGLEBOVA	GUTTADAURO



"P1"  
XLR FEMALE, 3-PIN  
SHIELDED CONNECTOR  
NICKEL PLATING



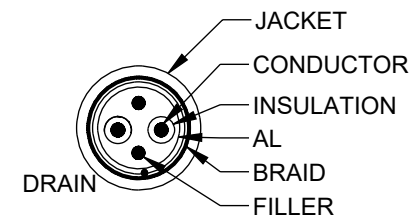
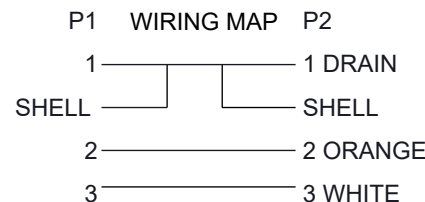
"P2"  
6.35 mm PLUG CONNECTOR  
COPPER CASE GOLD PLATED  
WITH FEMALE THREADS

## NOTES:

- CABLE: 2C\*24AWG(7/0.20±0.008mm)OFC+FILLER+AL+BRAID(16\*7/0.10TOFC), JACKET: HIGH-FLEX PVC, OD: .217±.006 [5.5±0.15]. MINIMUM AVERAGE THICKNESS: .049 [1.25]. CONDUCTOR: INSULATION: HDPE, OD: .059±0.002 [1.5±0.05].
- CONTACT MATERIAL P1: COOPER ALLOY, SILVER PLATING.
- IMPEDANCE: 75 OHMS.
- INSTALLATION TEMPERATURE RANGE: 0°C TO ~50 °C.
- OPERATION TEMPERATURE RANGE: -20°C TO ~60 °C.
- VOLTAGE RATING: 30V.
- ELECTRICAL TEST: 100% OPEN AND SHORT TEST.
- CABLE ASSEMBLY SHALL BE TESTED FOR CONTINUITY.
- CABLE ASSEMBLY SHALL BE INDIVIDUALLY PACKAGED.

REGULATORY COMPLIANCE:  
EU ROHS DIRECTIVE (MOST RECENT RELEASED VERSION).

THE INFORMATION CONTAINED IN THIS DRAWING IS THE SOLE PROPERTY OF INFINITE ELECTRONICS, INC. ANY REPRODUCTION IN PART OR WHOLE WITHOUT THE WRITTEN PERMISSION OF INFINITE ELECTRONICS, INC. IS PROHIBITED. THESE COMMODITIES, TECHNOLOGY OR SOFTWARE WERE EXPORTED FROM THE UNITED STATES IN ACCORDANCE WITH THE EXPORT ADMINISTRATION REGULATIONS. DIVERSION CONTRARY TO U.S. LAW PROHIBITED.



UNLESS OTHERWISE SPECIFIED LEADING DIMENSIONS ARE INCHES DIMENSIONS IN [ ] ARE MILLIMETERS

TOLERANCES:

X = ±.2 [5]	FRACTIONS
.XX = ±.02 [0.5]	± 1/32
.XXX = ±.005 [0.13]	ANGLES ± 1°

CABLE LENGTH TOLERANCES:

≤12 [305]	= +1 [25] / -0
>12 [305] ≤ 60 [1524]	= +2 [51] / -0
>60 [1524] ≤ 120 [3048]	= +4 [102] / -0
>120 [3048] ≤ 300 [7620]	= +6 [152] / -0
>300 [7620]	= +5% / -0

ALL DIMENSIONS ARE FOR REFERENCE ONLY AND SUBJECT TO CHANGE WITHOUT NOTICE. UN-DIMENSIONED NON-CRITICAL FEATURES MAY VARY IN SIZE AND LOCATION. COLORS MAY VARY.

**L-com**  
an INFINIT@ brand

Website: [www.L-com.com](http://www.L-com.com)  
Phone: 1.800.341.5266 | 1.978.682.6936

INTERPRET ALL DIMENSIONS AND TOLERANCES PER ASME Y14.5	
SCALE	SHEET
NONE	1 OF 1

DESCRIPTION				
XLR F TO 1/4 INCH CA, F TO M, BLK, 10FT				
SIZE	CAGE CODE	DRAWN BY	ITEM NO.	REV
A	43321	KGLEBOVA	XLR3F14M-BLK-10	A

6

5

4

3

2

1