


5.8 GHz Outdoor Wireless 3-Port Ethernet Radios Up To 800 Mbps



AvaLAN has expanded its AW58800 wireless radio product line to include an 802.11at Power Over Ethernet 3-port switch. This allows you to place a wireless Ethernet drop at a location and provide power and data connections for up to three Ethernet devices. 56 VDC power is provided to the three devices via unused wires in their data cables.

This product is fully compatible with the other models in the AW58800 product family and allows you to build line-of-sight, point-to-point or point-to-multipoint wireless Ethernet connections that link “fringe” IP devices, such as video surveillance cameras or other devices needing robust and secure high data rates.

This radio is packaged in a rugged and weatherproof diecast aluminum enclosures with directional antenna configuration. Utilizing state of the art MIMO technology, this product family achieves very high data rate through a combination of multiple spacial streams and higher level OFDM modulation.

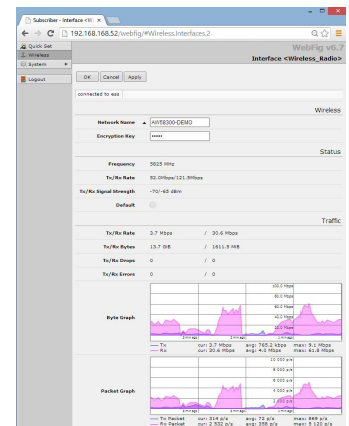
The AW58803HTS directional flat panel antenna version provides two cross polarized 23 dBi gain units and is intended to serve in point-to-point bridge configurations or as a subscriber unit in point-to-multipoint connections.

Features

- Maximum legal transmit power - 1 Watt
- 3 powered ports of 802.11at PoE+ PoE plus
- Line-of-sight range up to 5 miles for AW58800HTA/ AW58803HTS point-to-multipoint configuration
- Up to 540 Mbps Ethernet data rate to support high resolution cameras
- Data Security provided by AES encryption
- Browser interface for easy configuration and link status monitoring
- Rugged outdoor enclosure meets IP66 Standard




Application Example:
Wireless bridge to triple IP surveillance cameras



Screen Capture:
Web Browser-based Management Tools

Example System Diagram



Technical specifications

CHARACTERISTIC	SPECIFICATION/DESCRIPTION
RF transmission rate	866 Mbps
Ethernet data rate	Up to 540 Mbps
Output power AW58800HTA Access Point	4 Watts EIRP with 9 dBi omnidirectional antenna
Output power AW58800HTS Subscriber Unit	4 Watts EIRP with 23 dBi directional antenna
Output power AW58800HTP-PAIR Bridge (each unit)	200 Watts EIRP with 23 dBi directional antennas
Power Consumption	120/240 VAC 130 Watts
Receiver Sensitivity	-115 dBm for HTS and HTP configurations, -101 dBm for the HTA
Frequency Range	5.150-5.250 GHz and 5.725 - 5.850 GHz
Channel Bandwidth	80 MHz
RF channels	2 Non-Overlapping with 80 MHz Channel Bandwidth
Modulation	OFDM (BPSK, QPSK, 16-QAM, 64-QAM, 256-QAM)
Range	Line-of-sight range up to 30 miles for AW58800HTP-PAIR Bridge, 5 miles for HTA/HTS point-to-point
Browser Management Tools	QoS Statistics, Network Settings, Channel Selection
Data Security	128-bit AES-CCM
Operating Environment	-40°C to +70°C, IP66, sealed for outdoor operation: die cast aluminum package with rubber gasket seals
Mounting	Heavy Duty Pole-Mount Bracket included
Connector	10/100/1000 base T Ethernet RJ-45 with weatherproof sealing gland
Power System	Power Over Ethernet 24 VDC Injectors included: 100-240 VAC 50/60Hz primary source
AW58800HTA Antennas	Omnidirectional, 9 dBi gain in horizontal plane, 16" long
AW58800HTA Size	8.75" Square by 3.25" case plus 16" tall antenna, weight 7 lbs
AW58800HTS, HTP Antenna	Integrated 23 dBi flat panel, 13" square, 3 dB Beamwidth 10°
AW58800HTS, HTP Size	13" by 13" by 3.25", not including pole-mount bracket, weight 7 lbs
Warranty	1 Year Parts & Labor, XTRa-Care Extended Warranty 2 Year Extension available
Certification	FCC, IC

Ordering Information

AW58803HTS
5.8 GHz Outdoor 300 Mbps Wireless 3-Port Ethernet Subscriber Unit Radio
Includes:
(1) AW58803HTS Radio
(1) Heavy Duty Pole-Mount Bracket
(1) Power Over Ethernet Injector
(1) 56 VDC Power Supply 100 Watts

© AvaLAN Wireless Systems Incorporated. All rights reserved. AvaLAN Wireless and the AvaLAN Wireless logo are registered trademarks of AvaLAN Wireless Systems Incorporated. All other trademarks are property of their respective owners. AvaLAN Wireless makes no representations or warranties with respect to the accuracy, utility, or completeness of the contents of this publication and reserves the right to make changes to specifications and product descriptions at any time without notice. No license, express or implied, by estoppel or otherwise, to any patents or other intellectual property rights is granted by this document. Particular uses or applications may invalidate some of the specifications and/or product descriptions contained herein. The customer is urged to perform its own engineering review before deciding on a particular application. AvaLAN Wireless products are not designed for use in medical, life saving, or life sustaining applications.

10.23.2014