


Non-line-of-sight :: 900 MHz

The AW900MSPI module allows you to build your own long-range, non-line-of-sight, point-to-multipoint wireless solution that can enable any remote device.

The AW900MSPI solution offers the ideal combination of price, range, data rate, security, interference avoidance, quality-of-service, and ease-of-use.



AW900MSPI-10 RF Modules

Quantity 10, 900 MHz non-line-of-sight, point-to-multipoint radio transceiver modules. Call for larger quantity pricing.

AW900MSPI-EVAL OEM Kit


Evaluation and software development kit.

Contents:

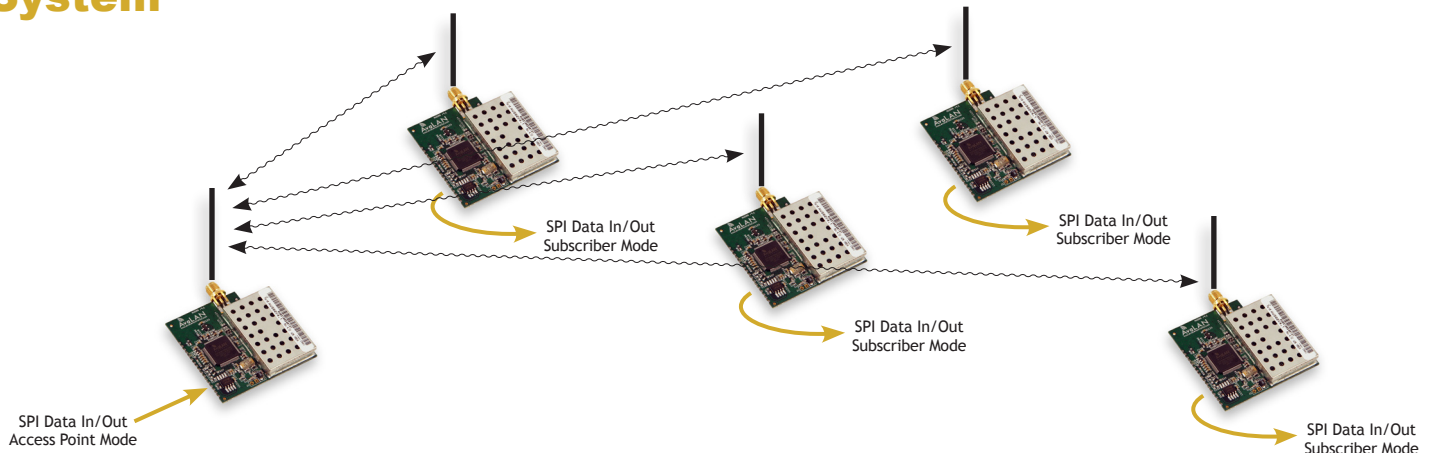
- (2) AW900MSPI Radio Modules
- (2) AWP8 8" RPSMA to RPTNC Bulkhead pigtails
- (2) AW2-900 Omni-directional antennas
- (2) AWEVAL Evaluation Boards
- (2) USB cables
- (2) 12 VDC power supplies

Features

- 1.54 Mbps DSSS Radio with high speed SPI and UART data interfaces
- FCC/IC certified modular approval for 900 MHz
- 128 bit AES encryption - FIPS 197 NIST certified
- 148 dB link budget enables exceptional range:
 - 4 watts EIRP with 15 dBi antenna (+21 dB conducted)
 - 112 dB receive sensitivity with 15 dBi antenna (-97 dB at port)
- TDMA MAC supports up to 63 concurrent subscribers
- Low power draw: 0.75w transmitting, 2µw standby at 3.3 VDC
- Wide temperature range: -40° to +80°C
- Narrow occupied bandwidth allows 12 channels within 900 MHz band
- Small form factor allows easy integration: 47.5 x 51 x 7 mm



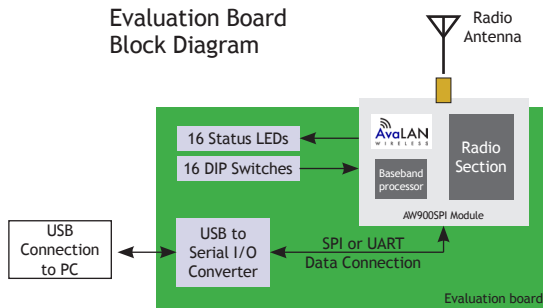


System



Evaluation System

Evaluation Board Block Diagram



Module Evaluation Board

The command set includes:

- | | |
|------------------------------|-----------------------|
| 0x01 getStatus | 0x81 setStatus |
| 0x02 getPublicKey | 0x82 setPublicKey |
| 0x03 getPrivateKey | 0x83 setPrivateKey |
| 0x04 getDeviceID | 0x84 setDeviceID |
| 0x05 getStats | 0x85 setReset |
| 0x06 getVersion | 0x8A setDATAPacket |
| 0x08 getNumberOfConnectedSUs | 0x8B setFirmwareStart |
| 0x09 getRSSIreadings | 0x8C setFirmwareEnd |
| 0x0A getDATAPacket | |

Design files include C source code for command set.

Technical specifications

CHARACTERISTIC	SPECIFICATION / DESCRIPTION
RF transmission rate	1.536 Mbps
Serial throughput	1.2 Mbps
Output power	+21 dBm (4 Watts EIRP used with 15 dBi antenna)
Receive sensitivity	-97 dBm at 10e-4 BER (-112 dBm with 15 dBi antenna)
Radio link budget	148 dB with 15 dBi antenna
Range	40 miles LOS with 15 dBi antenna
Radio channels/bandwidth	12 non-overlapping with 2.0833 MHz spacing and 1.75 MHz occupied bandwidth
Manual frequency select	Channel can be selected with DIP switches or via command set instruction
Connector type	RF RPSMA Female
Error correction technique	Sub-block error detection and retransmission
Voltage	3.3 VDC
Temperature range	-40° C to +80° C
Power Consumption	Transmit: 0.75 Watts Receive: 0.5 Watts Sleep: 2 μW
Size	47.5 x 51 x 7 mm, 10 grams

©2004 – 2009 AvaLAN Wireless Systems Incorporated. All rights reserved. AvaLAN Wireless and the AvaLAN Wireless logo are registered trademarks of AvaLAN Wireless Systems Incorporated. All other trademarks are property of their respective owners. AvaLAN Wireless makes no representations or warranties with respect to the accuracy, utility, or completeness of the contents of this publication and reserves the right to make changes to specifications and product descriptions at any time without notice. No license, express or implied, by estoppel or otherwise, to any patents or other intellectual property rights is granted by this document. Particular uses or applications may invalidate some of the specifications and/or product descriptions contained herein. The customer is urged to perform its own engineering review before deciding on a particular application. AvaLAN Wireless products are not designed for use in medical, life saving, or life sustaining applications.