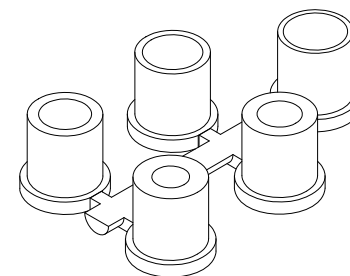
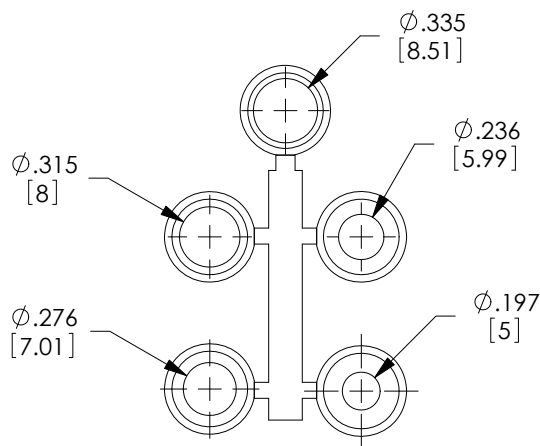
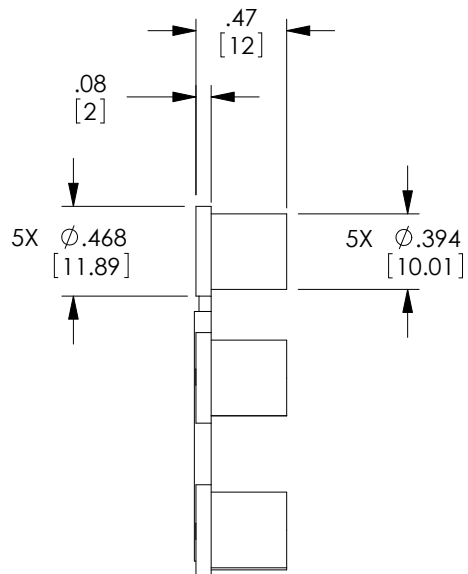


THE INFORMATION CONTAINED IN THIS DRAWING IS THE SOLE PROPERTY OF L-COM, INC. ANY REPRODUCTION IN PART OR WHOLE WITHOUT THE WRITTEN PERMISSION OF L-COM, INC. IS PROHIBITED.

REVISIONS			
REV	DESCRIPTION	DATE	APPROVED
A	DRAWING REPLACES GROM-9_15-OD1	10/6/14	D.FRISIELLO



NOTES:

GROMMETS ARE INTENDED FOR STRAIN RELIEF USE WITH L-COM SDC9AG AND SDC15AG HOODS.

MATERIAL: POLYVINYLCHLORIDE, BLACK.

COMPONENT SHALL BE INDIVIDUALLY PACKAGED IN ACCORDANCE WITH L-COM SPECIFICATION PS-0031.

REGULATORY COMPLIANCE:
CE2011/65/EU(RoHS DIRECTIVE)

UNLESS OTHERWISE SPECIFIED, DIMENSIONS ARE IN INCHES [mm] OVERALL CABLE LENGTH TOLERANCE: ≤12 [305] = +1 [25] / -0 >12 [305] ≤60 [1524] = +2 [51] / -0 >60 [1524] ≤120 [3048] = +4 [102] / -0 >120 [3048] ≤300 [7620] = +6 [152] / -0 >300 [7620] = +5% / -0%	APPROVALS	DATE		45 BEECHWOOD DRIVE NORTH ANDOVER, MA 01845
	DRAWN BY T CLARK	11/4/2004		
ALL OTHER DIMENSIONAL TOLERANCES: .X = ±.2 [5.08] .XX = ±.02 [1.51] .XXX = ±.005 [1.13]	CHECKED BY D PARHAM	12/1/2004	CATEGORY D-SUBMINIATURE	
	APPROVED BY C MCCORMICK	12/1/2004	PRODUCT DESCRIPTION GROMMET, SDC & SDRA 9 & 15 POS	
PROJECTION 	CONFIGURATION DETAILS OF UNDIMENSIONED FEATURES MAY VARY	COLOR VARIATIONS MAY OCCUR	SIZE A	FSCM NO. 43321
			DWG. NO. GROM-9&15	REV. A
			SCALE: NONE	CAD FILE: GROM-9&15.SLDDRW
			SHEET 1 OF 1	