

4.9-6.4 GHz, 2-foot MIMO Dish Antenna with C5x, C6x, B5x Mimosa Adapter, 2 Pack



HG4971DP-30DC-C5X

Features

- Twist-on antenna for Mimosa C5x, C6x and B5x PTP
- 2-Foot parabolic antenna - 2 pack
- Collapsible style dish for easy transport
- All aluminum dish material
- Dual linear polarization (V/H or +/-45 deg.)
- 4900 to 6400 MHz, 31 dBi Gain

Applications

- Long distance backhaul
- Point to point data links
- 4.9/5.1/5.3/5.4/5.8/6 GHz ISM and UNII band
- Wi-Fi 2.4 and Wi-Fi 5
- MIMO capability available
- 4.9 GHz public safety
- Licensed frequencies up to 6.4 GHz

Description

The L-Com HG4971DP-30DC-C5X is a 2 pack MIMO dish antenna with frequency range from 4.9-6.4 GHz. This 2-foot dish antenna supports Mimosa C5x and B5x easy twist-on adapters for radio heads. The multi band C5x antenna has port to port isolation of 30 dB with a front to back ratio of 35 dB. This collapsible antenna style allows for easy transport and quick installation.

The HG4971DP-30DC-C5X multi band dish antenna has 50 Ohms impedance and 50 Watts maximum input power. This 4.9-6.4 GHz MIMO dish antenna can operate at a temperature ranging from -40 to 70 °C. The 2-foot C5x antenna is made-up of aluminium base material, and is DC grounded for lightning protection. This parabolic dish antenna with C5x Mimosa adapter has a 5-degree horizontal and 5-degree vertical HPBW.

This HG4971DP-30DC-C5X MIMO dish antenna is available with vertical/horizontal or ±45 degree slant polarization band. The 2-foot parabolic dish antenna is reliable, rugged, and flexible with inbuilt adapters and features a dual linear polarization. This 2 pack MIMO dish antenna is suitable for enterprise, industrial, telecom operators, radio OEMs, telecom industry, backhaul engineers, and network deployment.

L-Com has the largest in-stock selection of 4.9-6.4 GHz MIMO dish antenna with C5x Mimosa adapter with same-day shipment. Make your online purchase right now to take advantage of our same-day shipping. For further information on similar products, our expert technical support and knowledgeable sales team can help you get the perfect 4.9-6.4 GHz C5x antenna for your requirements.

Configuration

| | |
|----------------------|----------------------|
| Design | Dish |
| Application Band | MIMO |
| Band Type | Multi |
| Radiation Pattern | Directional |
| Polarization | H/V or 45 Deg. Slant |
| Connector Type | C5X, C6X, B5X |
| Lightning Protection | DC Grounded |

Electrical Specifications

| Description | Minimum | Typical | Maximum | Units |
|-----------------|---------|---------|---------|-------|
| Frequency Range | 4,900 | | 6,400 | MHz |

Click the following link (or enter part number in "SEARCH" on website) to obtain additional part information including price, inventory and certifications:
[4.9-6.4 GHz, 2-foot MIMO Dish Antenna with C5x, C6x, B5x Mimosa Adapter, 2 Pack HG4971DP-30DC-C5X](#)

4.9-6.4 GHz, 2-foot MIMO Dish Antenna with C5x,
C6x, B5x Mimosa Adapter, 2 Pack



HG4971DP-30DC-C5X

| | | |
|---------------------------|----|---------|
| Impedance | 50 | Ohms |
| Front to Back Ratio | 35 | dB |
| Port to Port Isolation | 30 | dB |
| Horizontal (Azimuth) HPBW | 5 | Degrees |
| Vertical (Elevation) HPBW | 5 | Degrees |
| Input Power | 50 | Watts |

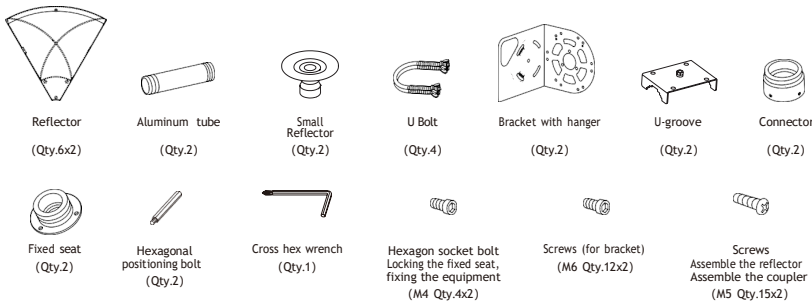
4.9-6.4 GHz, 2-foot MIMO Dish Antenna with C5x, C6x, B5x Mimosa Adapter, 2 Pack

HG4971DP-30DC-C5X



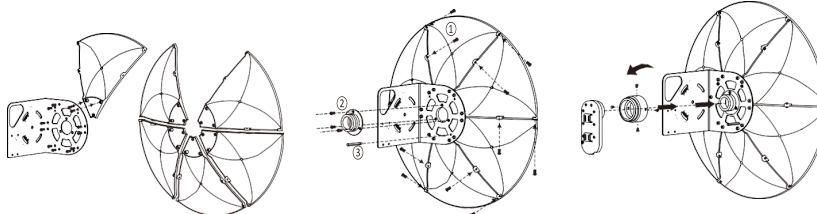
Installation steps

Before use this equipment, please read this guide for installing equipment quickly.

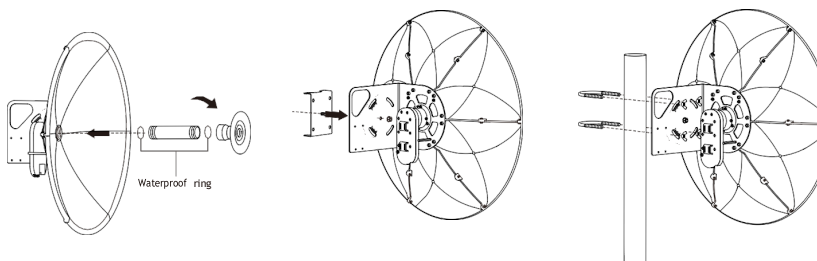


Bracket Installation

1. Assemble the 6 pieces of Reflector on the Bracket with hanger, and each Reflector is fixed with 2 M6 screws.
2. Use M5 screws to fix the Reflector, each Reflector is fixed with 2 M5 screws.
 ② Install the mounting bracket on the antenna and fix it with 3 M5 screws.
 ③ Attach the six-positioning post to the clamp.
3. Screw the device clockwise into the connector and the holder, and then fix the device with 4 M4 hexagon socket screws.



- ④ Put the waterproof ring on the aluminum tube connector and turn it clockwise into the coupling connector. Align the Small Reflectors with the center of the front of the aluminum tube and turn them clockwise.
- ⑤ Fix the U-groove to the Bracket with nuts by M8 wrench.
- ⑦ Remove the nut on the U-Bolt, select the appropriate position of the antenna to adjust the antenna twist, lock the nut to the U-Bolt, fix the antenna, and complete the installation.
 Note: The mounting assembly can accommodate a \varnothing 30 - 70mm pole.



Specifications by Band

4.9-6.4 GHz, 2-foot MIMO Dish Antenna with C5x, C6x, B5x Mimosa Adapter, 2 Pack



HG4971DP-30DC-C5X

| Description | Band 1 | Band 2 | Band 3 | Band 4 | Band 5 | Units |
|-------------|------------|------------|------------|--------|--------|-------|
| Range | 4.9 to 5.1 | 5.1 to 5.9 | 5.9 to 6.4 | | | GHz |
| Gain | 29 | 30 | 31 | | | dBi |
| VSWR Max | 2.5:1 | 2:01 | 2:01 | | | |

Mechanical Specifications

| | |
|--|---|
| Base Material | Aluminum |
| Mounting Application | U-bolt |
| Size | |
| Length | 23.622 in [600 mm] |
| Width | 23.622 in [600 mm] |
| Height | 13 in [330.2 mm] |
| Mounting Mast Diameter | 1.1811 to 3.1496 in [30.00 to 80.00 mm] |
| Weight | 14.33 lbs [6.5 kg] |
| Mechanical Specification Notes: | |
| Weight and dimensions are for a single antenna | |

Environmental Specifications

| | |
|--------------------|------------------|
| Temperature | |
| Operating Range | -40 to +70 deg C |

Compliance Certifications (see [product page](#) for current document)

Plotted and Other Data

Notes:

4.9-6.4 GHz, 2-foot MIMO Dish Antenna with C5x, C6x, B5x Mimosa Adapter, 2 Pack from L-com has same day shipment for domestic and International orders. Our portfolio includes coaxial cable assemblies, connectors, adapters and custom products as well as lightning and surge protectors, NEMA rated enclosures, and an RF product line which includes antennas, amplifiers, passive, and active components.

The information contained within this document is accurate to the best of our knowledge and representative of the part described herein. It may be necessary to make modifications to the part and/or the documentation of the part in order to implement improvements. L-com reserves the right to make such changes as required. Unless otherwise stated, all specifications are nominal. L-com does not make any representation or warranty regarding the suitability of the part described herein for any particular purpose, and L-com does not assume liability arising out of the use of any part or document.

