

1553 TRB 3-Slot Plug to TRB 3-Slot Plug Cable Assembly using 30-02003-LC Coax, 2 FT



LC3CA2014-24

Configuration

- Connector 1: TRB 3-Slot Plug
- Connector 2: TRB 3-Slot Plug
- Cable Type: 30-02003-LC

Features

- MIL-STD-1553
- -20°C to +75°C
- 78 ohms

Applications

- MIL-STD-1553
- Data

Description

L-com's LC3CA2014-24 is a 1553 TRB 3-Slot plug to TRB 3-Slot plug cable assembly using 30-02003-LC coax, 2 FT and ships same-day. These flexible RF cable assemblies are ideal for applications where flexure is required. Our L-com TRB 3-Slot to TRB 3-Slot cable assembly has a plug to plug gender configuration with 78 Ohm flexible 30-02003-LC series coax and operates to 500 MHz.

Custom versions of this TRB 3-Slot plug to TRB 3-Slot plug cable, along with the rest of L-com's other RF assemblies, can also be built and shipped same day. Other available RF cable assembly value added services from L-com include connector orientation or clocking, heat shrink booting and custom labeling. RF testing can also be performed to document the electrical performance of your cable assembly. Contact a sales representative for testing or custom RF cable quotes. Part number LC3CA2014-24 L-com 1553 TRB 3-Slot Plug to TRB 3-Slot Plug Cable Assembly using 30-02003-LC Coax, 2 FT data sheet PDF includes details of the RF product specifications, CAD drawing(s) and dimensions below.

Electrical Specifications

Description	Minimum	Typical	Maximum	Units
Frequency Range	DC		500	MHz
Capacitance		20.3 [66.6]		pF/ft [pF/m]
Operating Voltage (AC)			300	Vrms

Specifications by Frequency

Description	F1	F2	F3	F4	F5	Units
Frequency	10	50	100	200	500	MHz
Insertion Loss (Typ.)	0.306	0.438	0.536	0.674	0.95	dB

Electrical Specification Notes:

The Insertion Loss data above is based on the performance specifications of the coax and connectors used in this assembly. The Insertion Loss includes an estimated insertion loss of 0.1 dB per connector.

1553 TRB 3-Slot Plug to TRB 3-Slot Plug Cable
Assembly using 30-02003-LC Coax, 2 FT



LC3CA2014-24

Mechanical Specifications

Cable Assembly

Length*	24 in [609.6 mm]
Weight	0.174 lbs [78.93 g]

Cable

Cable Type	30-02003-LC
Impedance	78 Ohms
Inner Conductor Type	Stranded
Inner Conductor Material and Plating	Copper, Silver
Dielectric Type	PE
Shield Layer 1	Silver Plated Copper
Jacket Material	PVC, Blue

One Time Minimum Bend Radius	1.5 in [38.1 mm]
------------------------------	------------------

Connectors

Description	Connector 1	Connector 2
Type	TRB 3-Slot Plug	TRB 3-Slot Plug
Impedance	78 Ohms	78 Ohms
Contact Material and Plating	Bronze, Gold 30 micro inches	Bronze, Gold 30 micro inches
Contact Plating Specification	ASTM-B-488	ASTM-B-488
Dielectric Type	Teflon	Teflon
Outer Conductor Material and Plating	Phosphor Bronze, Gold	Phosphor Bronze, Gold
Outer Conductor Plating Specification	30 micro inches	30 micro inches
Body Material and Plating	Brass, Nickel	Brass, Nickel
Body Plating Specification	ASTM-B-733	ASTM-B-733

Environmental Specifications

Temperature

Operating Range	-20 to +75 deg C
-----------------	------------------

Compliance Certifications (see [product page](#) for current document)

Plotted and Other Data

Notes:

1553 TRB 3-Slot Plug to TRB 3-Slot Plug Cable Assembly using 30-02003-LC Coax, 2 FT



LC3CA2014-24

How to Order

Part Number Configuration:

LC3CA2014 - xx uu



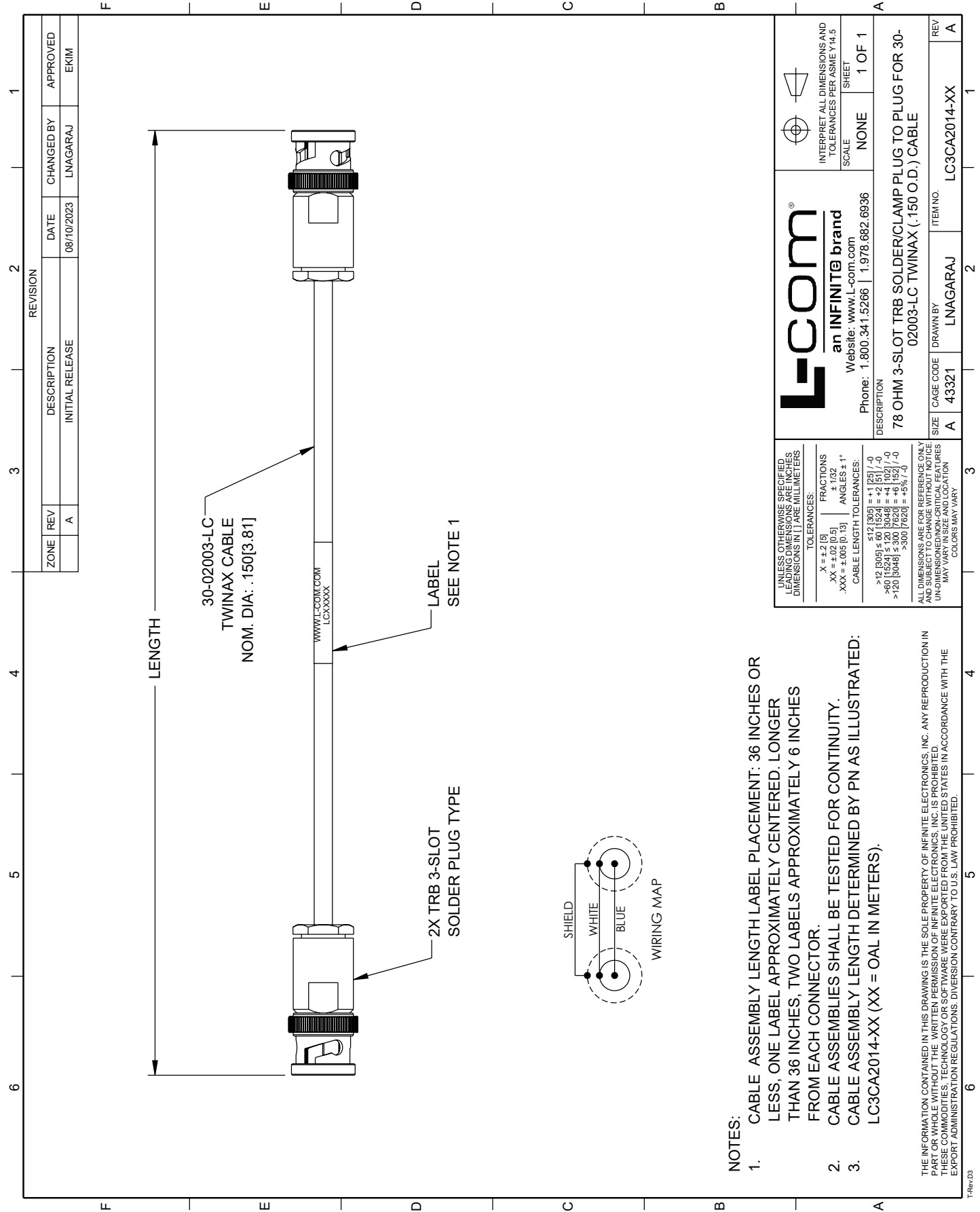
Example: LC3CA2014-12 = 12 inches long cable
LC3CA2014-100cm = 100 cm long cable

1553 TRB 3-Slot Plug to TRB 3-Slot Plug Cable Assembly using 30-02003-LC Coax, 2 FT from L-com has same day shipment for domestic and International orders. L-com is a leading manufacturer of wired and wireless connectivity products and committed to in-stock availability and same day shipping. Our portfolio includes coaxial cable assemblies, connectors, adapters and custom products as well as lightning and surge protectors, NEMA rated enclosures, and an RF product line which includes antennas, amplifiers, passive, and active components.

The information contained within this document is accurate to the best of our knowledge and representative of the part described herein. It may be necessary to make modifications to the part and/or the documentation of the part in order to implement improvements. L-com reserves the right to make such changes as required. Unless otherwise stated, all specifications are nominal. L-com does not make any representation or warranty regarding the suitability of the part described herein for any particular purpose, and L-com does not assume liability arising out of the use of any part or document contained within this document is accurate to the best of our knowledge and representative of the part described herein. It may be necessary to make modifications to the part and/or the documentation of the part in order to implement improvements. L-com reserves the right to make such changes as required. Unless otherwise stated, all specifications are nominal. L-com does not make any representation or warranty regarding the suitability of the part described herein for any particular purpose, and L-com does not assume liability arising out of the use of any part or document.

1553 TRB 3-Slot Plug to TRB 3-Slot Plug Cable Assembly using 30-02003-LC Coax, 2 FT


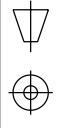
L-com CAD Drawing



NOTES:

1. CABLE ASSEMBLY LENGTH LABEL PLACEMENT: 36 INCHES OR LESS, ONE LABEL APPROXIMATELY CENTERED. LONGER THAN 36 INCHES, TWO LABELS APPROXIMATELY 6 INCHES FROM EACH CONNECTOR.
2. CABLE ASSEMBLIES SHALL BE TESTED FOR CONTINUITY.
3. CABLE ASSEMBLY LENGTH DETERMINED BY PN AS ILLUSTRATED: LC3CA2014-XX (XX = OAL IN METERS).

THE INFORMATION CONTAINED IN THIS DRAWING IS THE SOLE PROPERTY OF INFINITE ELECTRONICS, INC. ANY REPRODUCTION IN PART OR WHOLE WITHOUT THE WRITTEN PERMISSION OF INFINITE ELECTRONICS, INC. IS PROHIBITED. THESE COMMODITIES, TECHNOLOGY OR SOFTWARE WERE EXPORTED FROM THE UNITED STATES IN ACCORDANCE WITH THE EXPORT ADMINISTRATION REGULATIONS. DIVERSION CONTRARY TO U.S. LAW PROHIBITED.

 <p>an INFINITE brand Website: www.l-com.com Phone: 1.800.341.5266 1.978.682.6936</p>		 <p>INTERPRET ALL DIMENSIONS AND TOLERANCES PER ASME Y14.5 SCALE: NONE SHEET: 1 OF 1</p>
<p>DESCRIPTION: 78 OHM 3-SLOT TRB SOLDER/CLAMP PLUG TO PLUG FOR 30-02003-LC TWINAX (.150 O.D.) CABLE</p>		
SIZE: A	CAGE CODE: 43321	ITEM NO: LC3CA2014-XX
DRAWN BY: LNAGARAJ	REV: A	

UNLESS OTHERWISE SPECIFIED, LEADING DIMENSIONS ARE IN INCHES, DIMENSIONS IN [] ARE IN MILLIMETERS.

TOLERANCES:
 .X = ±.2 [5]
 .XX = ±.02 [0.5]
 .XXX = ±.005 [0.13]

FRACTIONS: ± 1/32
 ANGLES ± 1°

CABLE LENGTH TOLERANCES:
 ≤12 [305] = +.1 [25] / -0
 >12 [305] ≤ 60 [1524] = +.2 [51] / -0
 >60 [1524] ≤ 120 [3048] = +.4 [102] / -0
 >120 [3048] ≤ 300 [7620] = +.8 [203] / -0
 >300 [7620] = +.8% / -0

ALL DIMENSIONS ARE FOR REFERENCE ONLY AND SUBJECT TO CHANGE WITHOUT NOTICE. UNLESS OTHERWISE SPECIFIED, DIMENSIONS MAY VARY IN SIZE AND LOCATION. COLORS MAY VARY.