

1553 TRB 3-Lug Plug to TRB 3-Slot Jack Cable Assembly using 30-02001-LC Coax, 1 FT with Bend Relief



## LC3MP2396-12

### Configuration

- Connector 1: TRB 3-Lug Plug
- Connector 2: TRB 3-Slot Jack
- Cable Type: 30-02001-LC

### Features

- MIL-STD-1553
- -20°C to +75°C
- 78 ohms
- Lab rated
- Bend Relief

### Applications

- MIL-STD-1553
- Data
- Lab applications

### Description

L-com's LC3MP2396-12 is a 1553 TRB 3-Lug plug to TRB 3-Slot jack cable assembly using 30-02001-LC coax, 1 FT with bend relief and ships same-day. These flexible RF cable assemblies are ideal for applications where flexure is required. Our L-com TRB 3-Lug to TRB 3-Slot cable assembly has a plug to jack gender configuration with 78 Ohm flexible 30-02001-LC series coax and operates to 400 MHz. The LC3MP2396 cable assembly consists of a Bend Relief 3-slot solder/clamp TRB plug to a Bend Relief 3-Lug TRB Solder/Clamp Jack for 30-02001-LC, that is a standard lab-rated PVC cable for MIL-STD-1553 applications. It features a larger diameter cable (0.242" O.D.). These cable assemblies come with a 1.700" steel spring-style bend relief that helps to minimize cable damage when exceeding the cables minimum bend radius. These cable assemblies come with a 1.700" steel spring-style bend relief that helps to minimize cable damage when exceeding the cables minimum bend radius. These assemblies are built to withstand severe shocks and vibrations.

Custom versions of this TRB 3-Lug plug to TRB 3-Lug jack cable, along with the rest of L-com's other RF assemblies, can also be built and shipped same day. Other available RF cable assembly value added services from L-com include connector orientation or clocking, heat shrink booting and custom labeling. RF testing can also be performed to document the electrical performance of your cable assembly. Contact a sales representative for testing or custom RF cable quotes. Part number LC3MP2396-12 L-com 1553 TRB 3-Lug Plug to TRB 3-Slot Jack Cable Assembly using 30-02001-LC Coax, 1 FT with Bend Relief data sheet PDF includes details of the RF product specifications, CAD drawing(s) and dimensions below.

### Electrical Specifications

Description	Minimum	Typical	Maximum	Units
Frequency Range	DC		400	MHz
Capacitance		19.7 [64.63]		pF/ft [pF/m]
Operating Voltage (AC)			1,000	Vrms

### Specifications by Frequency

Description	F1	F2	F3	F4	F5	Units
Frequency	10	50	100	200	400	MHz
Insertion Loss (Typ.)	0.221	0.25	0.275	0.31	0.36	dB

1553 TRB 3-Lug Plug to TRB 3-Slot Jack Cable Assembly  
using 30-02001-LC Coax, 1 FT with Bend Relief



## LC3MP2396-12

### Electrical Specification Notes:

The Insertion Loss data above is based on the performance specifications of the coax and connectors used in this assembly. The Insertion Loss includes an estimated insertion loss of 0.1 dB per connector.

### Mechanical Specifications

#### Cable Assembly

Length*	12 in [304.8 mm]
Weight	0.25 lbs [113.4 g]

#### Cable

Cable Type	30-02001-LC
Impedance	78 Ohms
Inner Conductor Type	Stranded
Inner Conductor Material and Plating	Copper, Silver
Dielectric Type	PE
Shield Layer 1	Silver Plated Copper
Jacket Material	PVC, Blue

One Time Minimum Bend Radius	2.42 in [61.47 mm]
------------------------------	--------------------

### Connectors

Description	Connector 1	Connector 2
Type	TRB 3-Lug Plug	TRB 3-Slot Jack
Impedance	78 Ohms	78 Ohms
Contact Material and Plating	Bronze, Gold 30 micro inches	Bronze, Gold 30 micro inches
Contact Plating Specification	ASTM-B-488	ASTM-B-488
Dielectric Type	Teflon	Teflon
Outer Conductor Material and Plating	Phosphor Bronze, Gold	Phosphor Bronze, Gold
Outer Conductor Plating Specification	30 micro inches	30 micro inches
Body Material and Plating	Brass, Nickel	Brass, Nickel
Body Plating Specification	ASTM-B-733	ASTM-B-733

### Environmental Specifications

#### Temperature

Operating Range	-20 to +75 deg C
-----------------	------------------

1553 TRB 3-Lug Plug to TRB 3-Slot Jack Cable Assembly  
using 30-02001-LC Coax, 1 FT with Bend Relief



## LC3MP2396-12

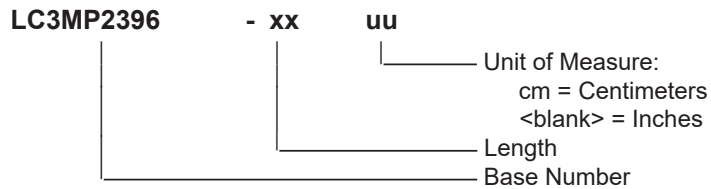
**Compliance Certifications** (see [product page](#) for current document)

### Plotted and Other Data

Notes:

### How to Order

Part Number Configuration:



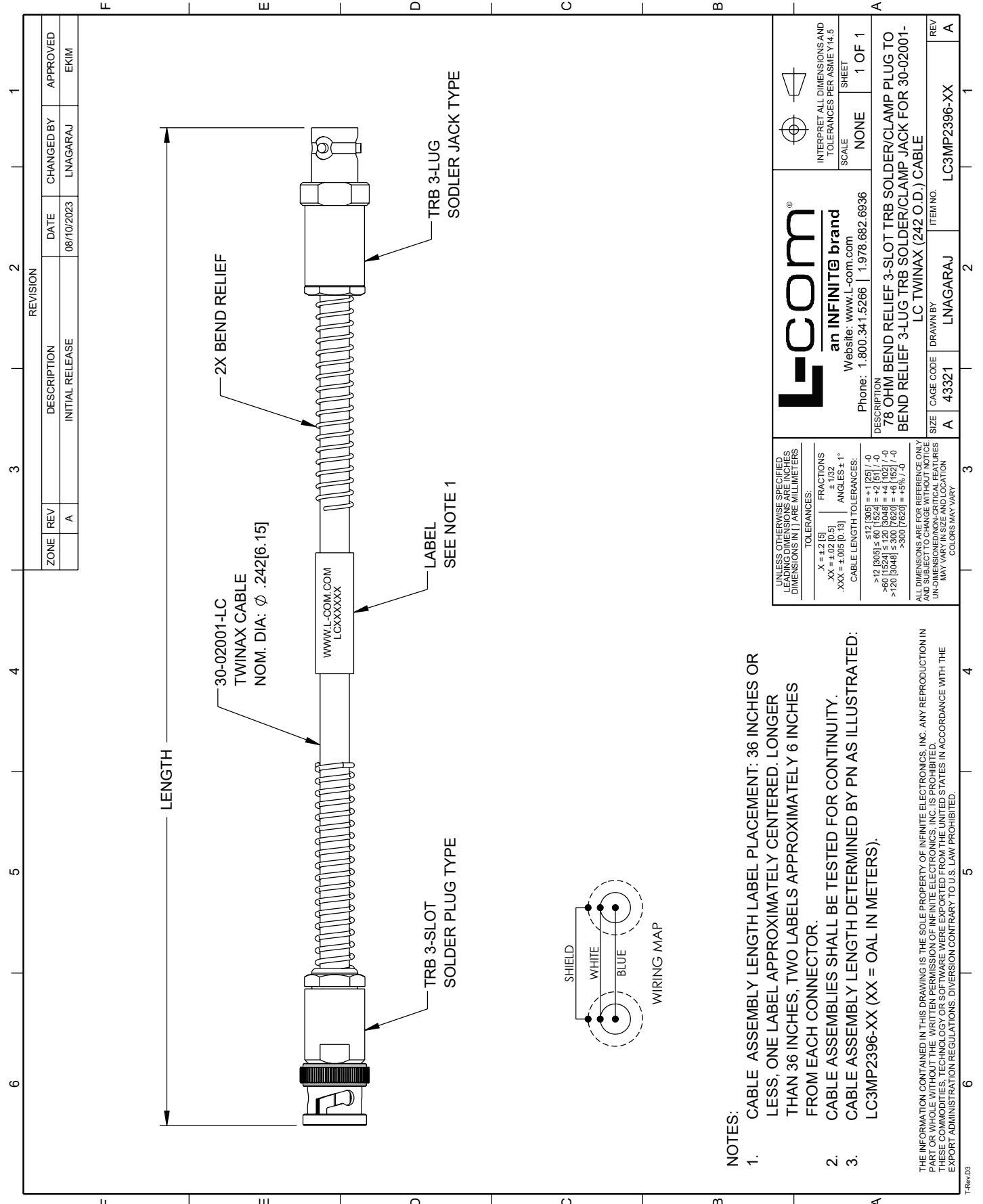
Example: LC3MP2396-12 = 12 inches long cable  
LC3MP2396-100cm = 100 cm long cable

1553 TRB 3-Lug Plug to TRB 3-Slot Jack Cable Assembly using 30-02001-LC Coax, 1 FT with Bend Relief from L-com has same day shipment for domestic and International orders. L-com is a leading manufacturer of wired and wireless connectivity products and committed to in-stock availability and same day shipping. Our portfolio includes coaxial cable assemblies, connectors, adapters and custom products as well as lightning and surge protectors, NEMA rated enclosures, and an RF product line which includes antennas, amplifiers, passive, and active components.

The information contained within this document is accurate to the best of our knowledge and representative of the part described herein. It may be necessary to make modifications to the part and/or the documentation of the part in order to implement improvements. L-com reserves the right to make such changes as required. Unless otherwise stated, all specifications are nominal. L-com does not make any representation or warranty regarding the suitability of the part described herein for any particular purpose, and L-com does not assume liability arising out of the use of any part or document contained within this document is accurate to the best of our knowledge and representative of the part described herein. It may be necessary to make modifications to the part and/or the documentation of the part in order to implement improvements. L-com reserves the right to make such changes as required. Unless otherwise stated, all specifications are nominal. L-com does not make any representation or warranty regarding the suitability of the part described herein for any particular purpose, and L-com does not assume liability arising out of the use of any part or document.


1553 TRB 3-Lug Plug to TRB 3-Slot Jack Cable Assembly using 30-02001-LC Coax, 1 FT with Bend Relief

L-com CAD Drawing



- NOTES:**
1. CABLE ASSEMBLY LENGTH LABEL PLACEMENT: 36 INCHES OR LESS, ONE LABEL APPROXIMATELY CENTERED. LONGER THAN 36 INCHES, TWO LABELS APPROXIMATELY 6 INCHES FROM EACH CONNECTOR.
  2. CABLE ASSEMBLIES SHALL BE TESTED FOR CONTINUITY.
  3. CABLE ASSEMBLY LENGTH DETERMINED BY PN AS ILLUSTRATED: LC3MP2396-XX (XX = OAL IN METERS).

THE INFORMATION CONTAINED IN THIS DRAWING IS THE SOLE PROPERTY OF INFINITE ELECTRONICS, INC. ANY REPRODUCTION IN PART OR WHOLE WITHOUT THE WRITTEN PERMISSION OF INFINITE ELECTRONICS, INC. IS PROHIBITED. THESE COMMODITIES, TECHNOLOGY OR SOFTWARE WERE EXPORTED FROM THE UNITED STATES IN ACCORDANCE WITH THE EXPORT ADMINISTRATION REGULATIONS. DIVERSION CONTRARY TO U.S. LAW PROHIBITED.

 <p><b>an INFINITE brand</b>                  Website: <a href="http://www.l-com.com">www.l-com.com</a>                  Phone: 1.800.341.5266   1.978.682.6936</p>		INTERPRET ALL DIMENSIONS AND TOLERANCES PER ASME Y14.5 SCALE: NONE SHEET: 1 OF 1
DESCRIPTION: 78 OHM BEND RELIEF 3-SLOT TRB SOLDER/CLAMP PLUG TO BEND RELIEF 3-LUG TRB SOLDER/CLAMP JACK FOR 30-02001-LC TWINAX (242 O.D.) CABLE		
UNLESS OTHERWISE SPECIFIED, LEADING DIMENSIONS ARE IN INCHES, DIMENSIONS IN [ ] ARE IN MILLIMETERS.	TOLERANCES: .X = ±.2 [5] .XX = ±.02 [0.5] .XXX = ±.005 [0.13]	FRACTIONS: ± 1/32 ANGLES: ± 1° CABLE LENGTH TOLERANCES: ≤ 12 [305] = ± 1 [25] / -0 > 12 [305] ≤ 60 [1524] = +2 [51] / -0 > 60 [1524] ≤ 120 [3048] = +4 [102] / -0 > 120 [3048] ≤ 300 [7620] = +5 [127] / -0 > 300 [7620] = +5 [127] / -0
ALL DIMENSIONS ARE FOR REFERENCE ONLY AND SUBJECT TO CHANGE WITHOUT NOTICE. UNLESS OTHERWISE SPECIFIED, DIMENSIONS MAY VARY IN SIZE AND LOCATION. COLORS MAY VARY.		
SIZE: A	CAGE CODE: 43321	DRAWN BY: LNAGARAJ ITEM NO.: LC3MP2396-XX