

1553 TRB 3-Lug Jack Bulkhead Non-Isolated to Blunt Cut Genderless Cable Assembly using M17/176-00002 Coax, 5 FT



LC3MP2445-60

Configuration

- Connector 1: TRB 3-Lug Jack Bulkhead Nonisolated
- Connector 2: Blunt Cut Genderless
- Cable Type: M17/176-00002

Features

- MIL-STD-1553
- -55°C to +200°C
- 78 ohms

Applications

- Vehicle High Temperature
- Data
- MIL-STD-1553

Description

L-com's LC3MP2445-60 is a 1553 TRB 3-Lug jack bulkhead non-isolated to blunt cut genderless cable assembly using M17/176-00002 coax, 5 FT and ships same-day. These flexible RF cable assemblies are ideal for applications where flexure is required. Our L-com TRB 3-Lug to Blunt Cut cable assembly has a jack to genderless gender configuration with 78 Ohm flexible M17/176-00002 series coax and operates to 10 MHz.

Custom versions of this TRB 3-Lug jack to TRB 3-Lug genderless cable, along with the rest of L-com's other RF assemblies, can also be built and shipped same day. Other available RF cable assembly value added services from L-com include connector orientation or clocking, heat shrink booting and custom labeling. RF testing can also be performed to document the electrical performance of your cable assembly. Contact a sales representative for testing or custom RF cable quotes. Part number LC3MP2445-60 L-com 1553 TRB 3-Lug Jack Bulkhead Non-Isolated to Blunt Cut Genderless Cable Assembly using M17/176-00002 Coax, 5 FT data sheet PDF includes details of the RF product specifications, CAD drawing(s) and dimensions below.

Electrical Specifications

Description	Minimum	Typical	Maximum	Units
Frequency Range	DC		10	MHz
Capacitance		24 [78.74]		pF/ft [pF/m]
Operating Voltage (AC)			750,000	Vrms

Insertion Loss (Typ.)

Electrical Specification Notes:

The Insertion Loss data above is based on the performance specifications of the coax and connectors used in this assembly. The Insertion Loss includes an estimated insertion loss of 0.1 dB per connector.

Mechanical Specifications

Cable Assembly

- Length* 60 in [152.4 cm]
- Weight 0.149 lbs [67.59 g]

Cable

- Cable Type M17/176-00002
- Impedance 78 Ohms

1553 TRB 3-Lug Jack Bulkhead Non-Isolated to Blunt Cut Genderless Cable Assembly using M17/176-00002 Coax, 5 FT



LC3MP2445-60

Inner Conductor Type	Stranded
Inner Conductor Material and Plating	Copper, Silver
Dielectric Type	PTFE
Shield Layer 1	Silver Plated Copper
Jacket Material	PFA, Blue
One Time Minimum Bend Radius	1.5 in [38.1 mm]

Connectors

Description	Connector 1	Connector 2
Type	TRB 3-Lug Jack Bulkhead Nonisolated	Blunt Cut Genderless
Impedance	78 Ohms	
Contact Material and Plating	Bronze, Gold 30 micro inches	
Contact Plating Specification	ASTM-B-488	
Dielectric Type	Teflon	
Outer Conductor Material and Plating	Phosphor Bronze, Gold	
Outer Conductor Plating Specification	30 micro inches	
Body Material and Plating	Brass, Nickel	
Body Plating Specification	ASTM-B-733	

Environmental Specifications

Temperature

Operating Range -55 to +200 deg C

Compliance Certifications (see [product page](#) for current document)

Plotted and Other Data

Notes:

1553 TRB 3-Lug Jack Bulkhead Non-Isolated to Blunt Cut Genderless Cable Assembly using M17/176-00002 Coax, 5 FT



LC3MP2445-60

How to Order

Part Number Configuration:

LC3MP2445 - xx uu

Unit of Measure:
cm = Centimeters
<blank> = Inches
Length
Base Number

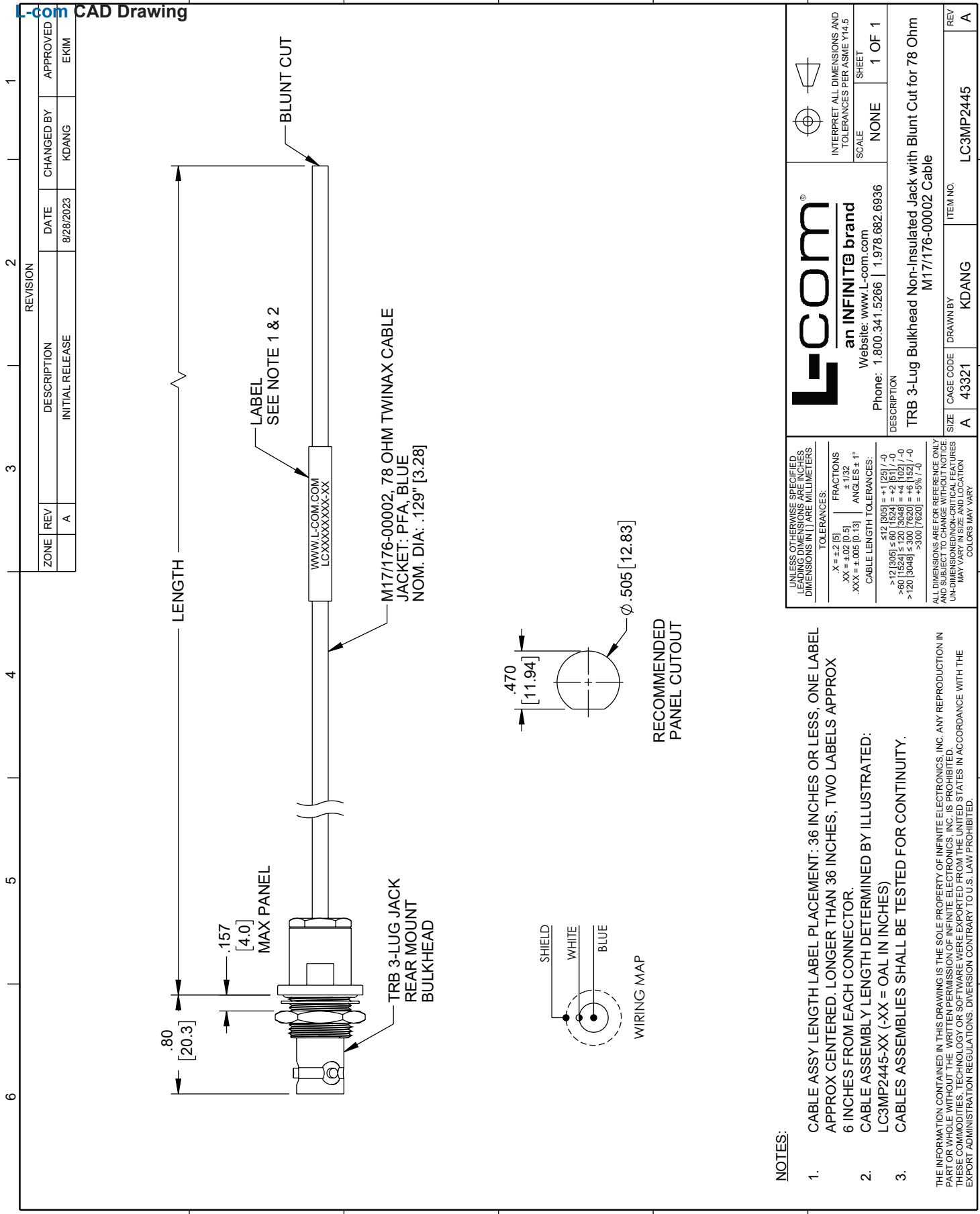
Example: LC3MP2445-12 = 12 inches long cable
LC3MP2445-100cm = 100 cm long cable

1553 TRB 3-Lug Jack Bulkhead Non-Isolated to Blunt Cut Genderless Cable Assembly using M17/176-00002 Coax, 5 FT from L-com has same day shipment for domestic and International orders. L-com is a leading manufacturer of wired and wireless connectivity products and committed to in-stock availability and same day shipping. Our portfolio includes coaxial cable assemblies, connectors, adapters and custom products as well as lightning and surge protectors, NEMA rated enclosures, and an RF product line which includes antennas, amplifiers, passive, and active components.

The information contained within this document is accurate to the best of our knowledge and representative of the part described herein. It may be necessary to make modifications to the part and/or the documentation of the part in order to implement improvements. L-com reserves the right to make such changes as required. Unless otherwise stated, all specifications are nominal. L-com does not make any representation or warranty regarding the suitability of the part described herein for any particular purpose, and L-com does not assume liability arising out of the use of any part or document contained within this document is accurate to the best of our knowledge and representative of the part described herein. It may be necessary to make modifications to the part and/or the documentation of the part in order to implement improvements. L-com reserves the right to make such changes as required. Unless otherwise stated, all specifications are nominal. L-com does not make any representation or warranty regarding the suitability of the part described herein for any particular purpose, and L-com does not assume liability arising out of the use of any part or document.

1553 TRB 3-Lug Jack Bulkhead Non-Isolated to Blunt Cut Genderless Cable Assembly using M17/176-00002 Coax, 5 FT

L-com CAD Drawing



ZONE	REV	DESCRIPTION	DATE	CHANGED BY	APPROVED
A		INITIAL RELEASE	8/28/2023	KDANG	EKIM

LENGTH

BLUNT CUT

LABEL
SEE NOTE 1 & 2

WWW.L-COM.COM
LCXXXXXXXXXX

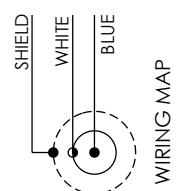
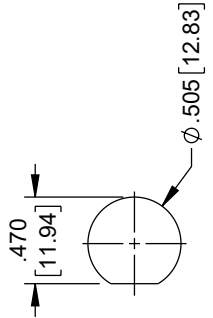
M17/176-00002, 78 OHM TWINAX CABLE
JACKET: PFA, BLUE
NOM. DIA: .129" [3.28]

TRB 3-LUG JACK
REAR MOUNT
BULKHEAD

MAX PANEL

.80 [20.3]

.157 [4.0]



NOTES:

1. CABLE ASSY LENGTH LABEL PLACEMENT: 36 INCHES OR LESS, ONE LABEL APPROX CENTERED. LONGER THAN 36 INCHES, TWO LABELS APPROX 6 INCHES FROM EACH CONNECTOR.
2. CABLE ASSEMBLY LENGTH DETERMINED BY ILLUSTRATED: LC3MP2445-XX (-XX = OAL IN INCHES)
3. CABLES ASSEMBLIES SHALL BE TESTED FOR CONTINUITY.

THE INFORMATION CONTAINED IN THIS DRAWING IS THE SOLE PROPERTY OF INFINITE ELECTRONICS, INC. ANY REPRODUCTION IN ANY MANNER WITHOUT THE WRITTEN PERMISSION OF INFINITE ELECTRONICS, INC. IS PROHIBITED. THESE COMMODITIES, TECHNOLOGY OR SOFTWARE WERE EXPORTED FROM THE UNITED STATES IN ACCORDANCE WITH THE EXPORT ADMINISTRATION REGULATIONS, DIVISION CONTRARY TO U.S. LAW PROHIBITED.

UNLESS OTHERWISE SPECIFIED, LEADING DIMENSIONS ARE IN INCHES AND DIMENSIONS IN [] ARE MILLIMETERS	
TOLERANCES:	FRACTIONS
.X = ±.2 [5]	± 1/32
.XX = ±.02 [0.5]	± 1/64
.XXX = ±.005 [0.13]	ANGLES ± 1°
CABLE LENGTH TOLERANCES:	
<12 [305]	± 1/25 [-0]
>12 [305] < 60 [1524]	± 1/20 [-0]
>60 [1524] < 120 [3048]	± 1/16 [-0]
>120 [3048] < 300 [7620]	± 1/8 [-0]
>300 [7620]	± 1/4 [-0]
ALL DIMENSIONS ARE FOR REFERENCE ONLY AND SUBJECT TO CHANGE WITHOUT NOTICE UNLESS DIMENSIONS ARE CRITICAL FEATURES MAY VARY. COLORS MAY VARY.	

L-com
an INFINITE brand
Website: www.L-com.com
Phone: 1.800.341.5266 | 1.978.682.6936

INTERPRET ALL DIMENSIONS AND TOLERANCES PER ASME Y14.5

SCALE: NONE

SHEET: 1 OF 1

DESCRIPTION: TRB 3-Lug Bulkhead Non-Insulated Jack with Blunt Cut for 78 Ohm M17/176-00002 Cable

SIZE	CAGE CODE	DRAWN BY	ITEM NO.
A	43321	KDANG	LC3MP2445