

TRB 3-Lug Jack Clamp/Solderwith Bend Relief to Blunt Cut Cable 78 Ohm 30-02002-LC 24" Coax



LC3MP2547-24

Configuration

- Connector 1: TRB 3-Lug Jack
- Connector 2: Blunt Cut Genderless
- Cable Type: 30-02002-LC

Features

- MIL-STD-1553
- -55°C to +200°C
- 78 ohms
- Bend Relief

Applications

- Vehicle High Temperature
- Data
- MIL-STD-1553

Description

L-com's LC3MP2547-24 is a TRB 3-Lug jack clamp/solderwith bend relief to blunt cut cable 78 Ohm 30-02002-LC 24" coax and ships same-day. These flexible RF cable assemblies are ideal for applications where flexure is required. Our L-com TRB 3-Lug to Blunt Cut cable assembly has a jack to genderless gender configuration with 78 Ohm flexible 30-02002-LC series coax and operates to 10 MHz. L-com's LC3MP2547-24 is a 78 ohm Twinax 3-lug TRB cable bend relief jack to blunt end cable assembly from L-Com. These cable assemblies have popular TRB jack connectors with 3-lug bayonet coupling designs. These MIL-STD-1553 Twinaxial cable assemblies with TRB connector interfaces are the most popular cable assemblies used in wide interconnect applications to be used with bus couplers, avionics control boxes, and bus relays.

The LC3MP2547-24 Twinax 3-lug TRB cable bend relief jack to blunt end MIL-STD-1553 cable assemblies are bend/strain relief. These cable assemblies have Twinax connectivity and are ideal for applications such as Aircraft avionics and test labs. These cable assemblies can withstand severe shocks and vibrations, making them critical avionics components. The Twinax 3-lug TRB cable bend relief jack to blunt end cable assemblies have a robust design and are easy to use.

L-com has one of the largest in-stock selections of Twinax 3-lug TRB cable bend relief jack to blunt end MIL-STD-1553 cable assemblies with same-day shipment. Make your online purchase right now to take advantage of our same-day shipping. For further information on similar products, our expert technical support and knowledgeable sales team can help you get the ideal Twinax 3-lug TRB cable bend relief jack to blunt end MIL-STD-1553 cable assemblies for your requirements.

Custom versions of this TRB 3-Lug jack to TRB 3-Lug genderless cable, along with the rest of L-com's other RF assemblies, can also be built and shipped same day. Other available RF cable assembly value added services from L-com include connector orientation or clocking, heat shrink booting and custom labeling. RF testing can also be performed to document the electrical performance of your cable assembly. Contact a sales representative for testing or custom RF cable quotes. Part number LC3MP2547-24 L-com TRB 3-Lug Jack Clamp/Solderwith Bend Relief to Blunt Cut Cable 78 Ohm 30-02002-LC 24" Coax data sheet PDF includes details of the RF product specifications, CAD drawing(s) and dimensions below.

Electrical Specifications

Description	Minimum	Typical	Maximum	Units
Frequency Range	DC		10	MHz
Capacitance		23 [75.46]		pF/ft [pF/m]
Operating Voltage (AC)			250	Vrms

Insertion Loss (Typ.)
Electrical Specification Notes:

TRB 3-Lug Jack Clamp/Solderwith Bend Relief to Blunt
Cut Cable 78 Ohm 30-02002-LC 24" Coax



LC3MP2547-24

The Insertion Loss data above is based on the performance specifications of the coax and connectors used in this assembly. The Insertion Loss includes an estimated insertion loss of 0.1 dB per connector.

Mechanical Specifications

Cable Assembly

Length*	24 in [609.6 mm]
Weight	0.099 lbs [44.91 g]

Cable

Cable Type	30-02002-LC
Impedance	78 Ohms
Inner Conductor Type	Stranded
Inner Conductor Material and Plating	Copper, Silver
Dielectric Type	FEP
Shield Layer 1	Silver Plated Copper Alloy Braid
Jacket Material	PFA, Blue

One Time Minimum Bend Radius	1.25 in [31.75 mm]
------------------------------	--------------------

Connectors

Description	Connector 1	Connector 2
Type	TRB 3-Lug Jack	Blunt Cut Genderless
Specification	None	
Impedance	78 Ohms	
Contact Material and Plating	Bronze, Gold 30 micro inches	
Contact Plating Specification	ASTM-B-488	
Dielectric Type	Teflon	
Outer Conductor Material and Plating	Phosphor Bronze, Gold	
Outer Conductor Plating Specification	30 micro inches	
Body Material and Plating	Brass, Nickel	
Body Plating Specification	ASTM-B-733	

Environmental Specifications

Temperature

Operating Range	-20 to +75 deg C
-----------------	------------------

TRB 3-Lug Jack Clamp/Solderwith Bend Relief to Blunt
Cut Cable 78 Ohm 30-02002-LC 24" Coax



LC3MP2547-24

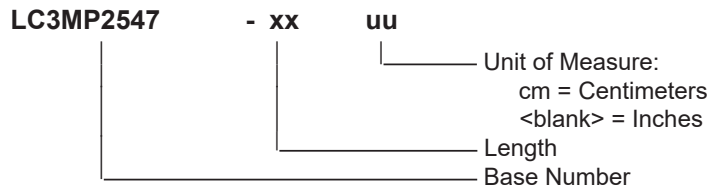
Compliance Certifications (see [product page](#) for current document)

Plotted and Other Data

Notes:

How to Order

Part Number Configuration:

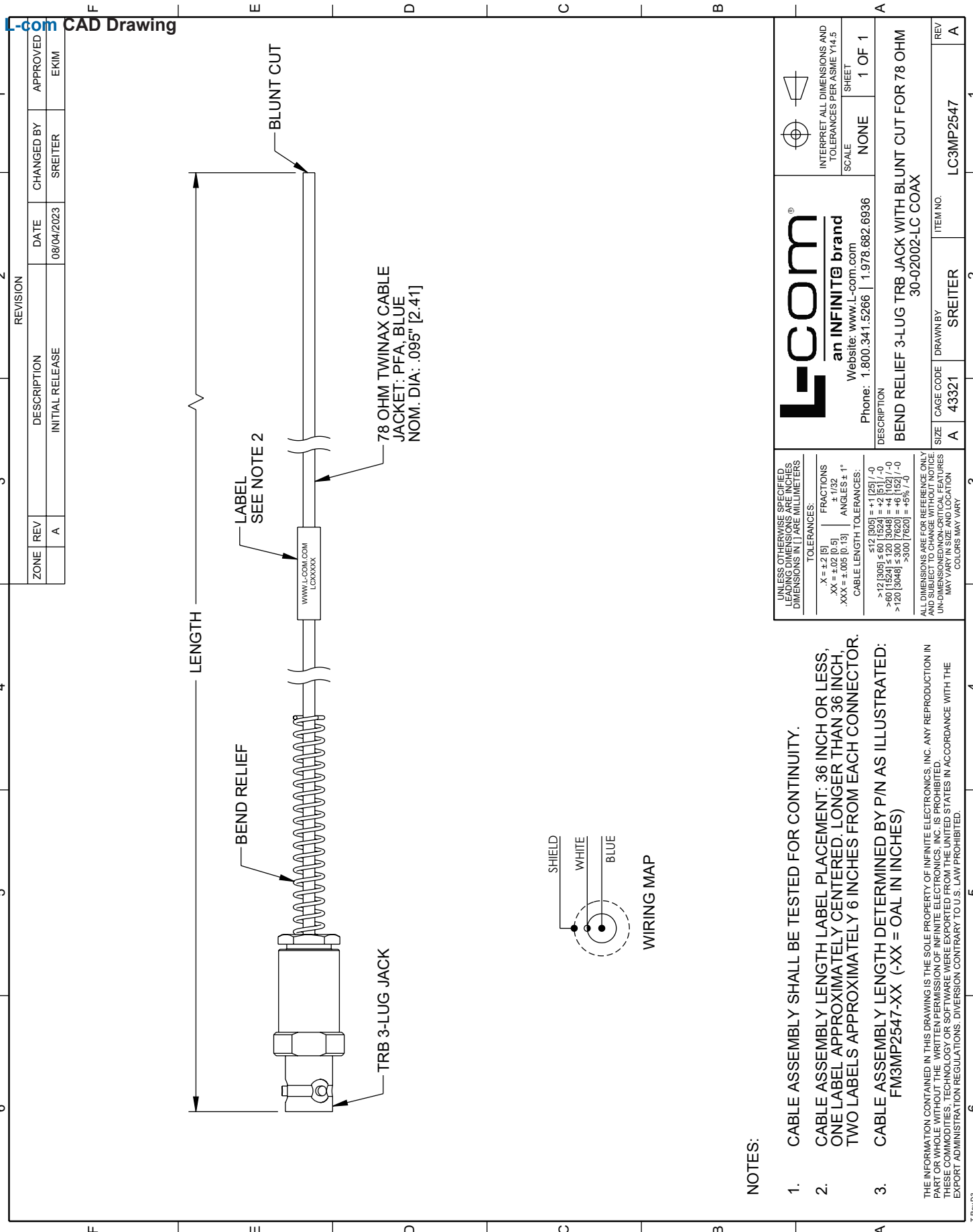


Example: LC3MP2547-12 = 12 inches long cable
LC3MP2547-100cm = 100 cm long cable

TRB 3-Lug Jack Clamp/Solderwith Bend Relief to Blunt Cut Cable 78 Ohm 30-02002-LC 24" Coax from L-com has same day shipment for domestic and International orders. L-com is a leading manufacturer of wired and wireless connectivity products and committed to in-stock availability and same day shipping. Our portfolio includes coaxial cable assemblies, connectors, adapters and custom products as well as lightning and surge protectors, NEMA rated enclosures, and an RF product line which includes antennas, amplifiers, passive, and active components.

The information contained within this document is accurate to the best of our knowledge and representative of the part described herein. It may be necessary to make modifications to the part and/or the documentation of the part in order to impliment improvements. L-com reserves the right to make such changes as required. Unless otherwise stated, all specifications are nominal. L-com does not make any representation or warranty regarding the suitability of the part described herein for any particular purpose, and L-com does not assume liability arising out of the use of any part or document.ontained within this document is accurate to the best of our knowledge and representative of the part described herein. It may be necessary to make modifications to the part and/or the documentation of the part in order to impliment improvements. L-com reserves the right to make such changes as required. Unless otherwise stated, all specifications are nominal. L-com does not make any representation or warranty regarding the suitability of the part described herein for any particular purpose, and L-com does not assume liability arising out of the use of any part or document.

TRB 3-Lug Jack Clamp/Solderwith Bend Relief to Blunt Cut Cable 78 Ohm 30-02002-LC 24" Coax



ZONE		REVISION		APPROVED	
A	REV	DESCRIPTION	DATE	CHANGED BY	EKIM
	A	INITIAL RELEASE	08/04/2023	SREITER	

L-com
an INFINITE® brand
Website: www.L-com.com
Phone: 1.800.341.5266 | 1.978.682.6936

INTERPRET ALL DIMENSIONS AND TOLERANCES PER ASME Y14.5
SCALE: NONE SHEET: 1 OF 1

DESCRIPTION
BEND RELIEF 3-LUG TRB JACK WITH BLUNT CUT FOR 78 OHM 30-02002-LC COAX

SIZE	CAGE CODE	DRAWN BY	ITEM NO.
A	43321	SREITER	LC3MP2547

UNLESS OTHERWISE SPECIFIED, LEADING DIMENSIONS ARE IN INCHES, DIMENSIONS IN [] ARE MILLIMETERS.

TOLERANCES:	FRACTIONS	ANGLES
.X = ±.2 [5]	± 1/32	ANGLES ± 1°
.XX = ±.02 [0.5]		
.XXX = ±.005 [0.13]		

CABLE LENGTH TOLERANCES:

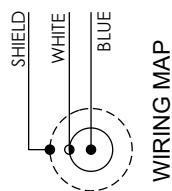
<12 [305]	±.1 [25]
>12 [305] < 60 [1524]	±.2 [51]
>60 [1524] < 120 [3048]	±.4 [102]
>120 [3048] < 300 [7620]	±.6 [152]
>300 [7620]	±.8 [203]

ALL DIMENSIONS ARE FOR REFERENCE ONLY AND SUBJECT TO CHANGE WITHOUT NOTICE. UN-DIMENSIONED NON-CRITICAL FEATURES MAY VARY. COLORS MAY VARY.

NOTES:

- CABLE ASSEMBLY SHALL BE TESTED FOR CONTINUITY.
- CABLE ASSEMBLY LENGTH LABEL PLACEMENT: 36 INCH OR LESS, ONE LABEL, APPROXIMATELY CENTERED, LONGER THAN 36 INCH, TWO LABELS APPROXIMATELY 6 INCHES FROM EACH CONNECTOR.
- CABLE ASSEMBLY LENGTH DETERMINED BY PIN AS ILLUSTRATED: FM3MP2547-XX (-XX = OAL IN INCHES)

THE INFORMATION CONTAINED IN THIS DRAWING IS THE SOLE PROPERTY OF INFINITE ELECTRONICS, INC. ANY REPRODUCTION IN WHOLE OR IN PART WITHOUT THE WRITTEN PERMISSION OF INFINITE ELECTRONICS, INC. IS PROHIBITED. THESE COMMODITIES, TECHNOLOGY OR SOFTWARE WERE EXPORTED FROM THE UNITED STATES IN ACCORDANCE WITH THE EXPORT ADMINISTRATION REGULATIONS, DIVISION CONTRARY TO U.S. LAW PROHIBITED.



WIRING MAP

TRevD3