

1553 TRB 3-Slot Plug to TRB 3-Lug Jack Bulkhead Cable Assembly using 30-02003-LC Coax, 1 FT with Bend Relief



LC3MP2625-12

Configuration

- Connector 1: TRB 3-Slot Plug
- Connector 2: TRB 3-Lug Jack Bulkhead
- Cable Type: 30-02003-LC

Features

- MIL-STD-1553
- -20°C to +75°C
- 78 ohms

Applications

- MIL-STD-1553
- Data

Description

L-com's LC3MP2625-12 is a 1553 TRB 3-Slot plug to TRB 3-Lug jack bulkhead cable assembly using 30-02003-LC coax, 1 FT with bend relief and ships same-day. These flexible RF cable assemblies are ideal for applications where flexure is required. Our L-com TRB 3-Slot to TRB 3-Lug cable assembly has a plug to jack gender configuration with 78 Ohm flexible 30-02003-LC series coax and operates to 500 MHz. L-com's RF cable assembly with TRB 3-Lug bulkhead interface enables system designers to have external connections on their product enclosures or to be used for other rack mount and panel mount applications.

Custom versions of this TRB 3-Slot plug to TRB 3-Slot jack cable, along with the rest of L-com's other RF assemblies, can also be built and shipped same day. Other available RF cable assembly value added services from L-com include connector orientation or clocking, heat shrink booting and custom labeling. RF testing can also be performed to document the electrical performance of your cable assembly. Contact a sales representative for testing or custom RF cable quotes. Part number LC3MP2625-12 L-com 1553 TRB 3-Slot Plug to TRB 3-Lug Jack Bulkhead Cable Assembly using 30-02003-LC Coax, 1 FT with Bend Relief data sheet PDF includes details of the RF product specifications, CAD drawing(s) and dimensions below.

Electrical Specifications

Description	Minimum	Typical	Maximum	Units
Frequency Range	DC		500	MHz
Capacitance		20.3 [66.6]		pF/ft [pF/m]
Operating Voltage (AC)			300	Vrms

Specifications by Frequency

Description	F1	F2	F3	F4	F5	Units
Frequency	10	50	100	200	500	MHz
Insertion Loss (Typ.)	0.253	0.319	0.368	0.437	0.575	dB

Electrical Specification Notes:

The Insertion Loss data above is based on the performance specifications of the coax and connectors used in this assembly. The Insertion Loss includes an estimated insertion loss of 0.1 dB per connector.

1553 TRB 3-Slot Plug to TRB 3-Lug Jack Bulkhead Cable
Assembly using 30-02003-LC Coax, 1 FT with Bend Relief



LC3MP2625-12

Mechanical Specifications

Cable Assembly

Length*	12 in [304.8 mm]
Weight	0.123 lbs [55.79 g]

Cable

Cable Type	30-02003-LC
Impedance	78 Ohms
Inner Conductor Type	Stranded
Inner Conductor Material and Plating	Copper, Silver
Dielectric Type	PE
Shield Layer 1	Silver Plated Copper
Jacket Material	PVC, Blue

One Time Minimum Bend Radius	1.5 in [38.1 mm]
------------------------------	------------------

Connectors

Description	Connector 1	Connector 2
Type	TRB 3-Slot Plug	TRB 3-Lug Jack Bulkhead
Impedance	78 Ohms	78 Ohms
Contact Material and Plating	Bronze, Gold 30 micro inches	Bronze, Gold 30 micro inches
Contact Plating Specification	ASTM-B-488	ASTM-B-488
Dielectric Type	Teflon	Teflon
Outer Conductor Material and Plating	Phosphor Bronze, Gold	Phosphor Bronze, Gold
Outer Conductor Plating Specification	30 micro inches	30 micro inches
Body Material and Plating	Brass, Nickel	Brass, Nickel
Body Plating Specification	ASTM-B-733	ASTM-B-733

Environmental Specifications

Temperature

Operating Range	-20 to +75 deg C
-----------------	------------------

Compliance Certifications (see [product page](#) for current document)

Plotted and Other Data

Notes:

1553 TRB 3-Slot Plug to TRB 3-Lug Jack Bulkhead Cable Assembly using 30-02003-LC Coax, 1 FT with Bend Relief



LC3MP2625-12

How to Order

Part Number Configuration:

LC3MP2625 - xx uu



Example: LC3MP2625-12 = 12 inches long cable
LC3MP2625-100cm = 100 cm long cable

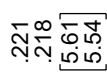
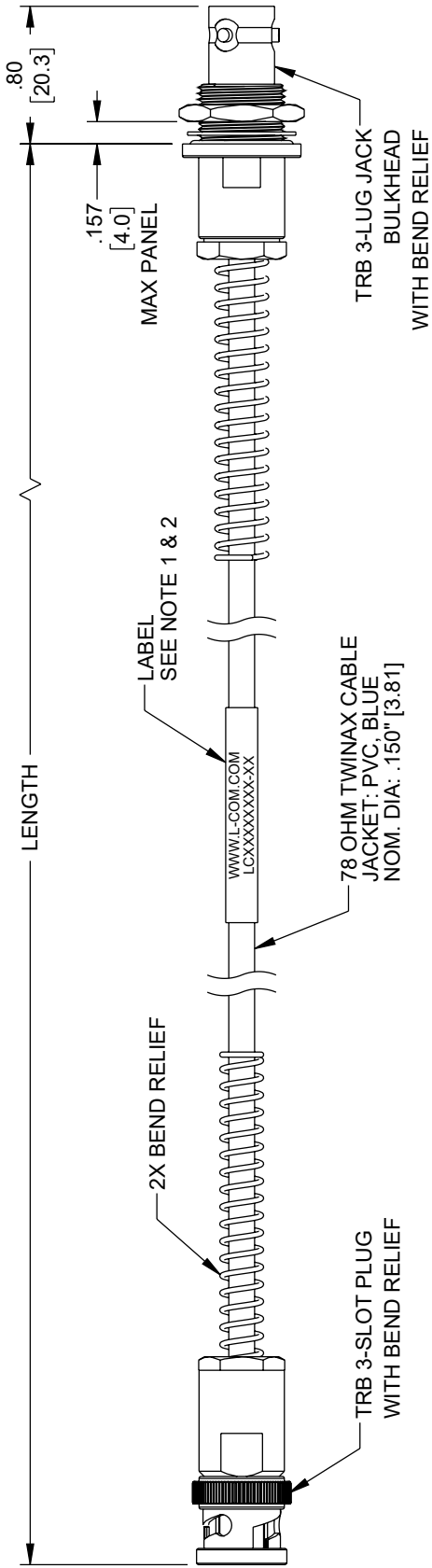
1553 TRB 3-Slot Plug to TRB 3-Lug Jack Bulkhead Cable Assembly using 30-02003-LC Coax, 1 FT with Bend Relief from L-com has same day shipment for domestic and International orders. L-com is a leading manufacturer of wired and wireless connectivity products and committed to in-stock availability and same day shipping. Our portfolio includes coaxial cable assemblies, connectors, adapters and custom products as well as lightning and surge protectors, NEMA rated enclosures, and an RF product line which includes antennas, amplifiers, passive, and active components.

The information contained within this document is accurate to the best of our knowledge and representative of the part described herein. It may be necessary to make modifications to the part and/or the documentation of the part in order to impliment improvements. L-com reserves the right to make such changes as required. Unless otherwise stated, all specifications are nominal. L-com does not make any representation or warranty regarding the suitability of the part described herein for any particular purpose, and L-com does not assume liability arising out of the use of any part or document.ontained within this document is accurate to the best of our knowledge and representative of the part described herein. It may be necessary to make modifications to the part and/or the documentation of the part in order to impliment improvements. L-com reserves the right to make such changes as required. Unless otherwise stated, all specifications are nominal. L-com does not make any representation or warranty regarding the suitability of the part described herein for any particular purpose, and L-com does not assume liability arising out of the use of any part or document.

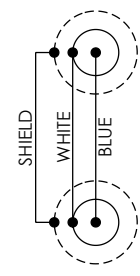
1553 TRB 3-Slot Plug to TRB 3-Lug Jack Bulkhead Cable Assembly
 using 30-02003-LC Coax, 1 FT with Bend Relief

L-com CAD Drawing

ZONE		REVISION		APPROVED	
REV	DESCRIPTION	DATE	CHANGED BY	DATE	APPROVED
A	INITIAL RELEASE	8/28/2023	KDANG		EKIM



RECOMMENDED
 PANEL CUTOUT



WIRING MAP

NOTES:

- CABLE ASSY LENGTH LABEL PLACEMENT: 36 INCHES OR LESS, ONE LABEL APPROX CENTERED. LONGER THAN 36 INCHES, TWO LABELS APPROX 6 INCHES FROM EACH CONNECTOR.
- CABLE ASSEMBLY LENGTH DETERMINED BY ILLUSTRATED: LC3MP2625-XX (-XX = OAL IN INCHES)
- CABLES ASSEMBLIES SHALL BE TESTED FOR CONTINUITY.

THE INFORMATION CONTAINED IN THIS DRAWING IS THE SOLE PROPERTY OF INFINITE ELECTRONICS, INC. ANY REPRODUCTION IN ANY MANNER WITHOUT THE WRITTEN PERMISSION OF INFINITE ELECTRONICS, INC. IS PROHIBITED. THESE COMMODITIES, TECHNOLOGY OR SOFTWARE WERE EXPORTED FROM THE UNITED STATES IN ACCORDANCE WITH THE EXPORT ADMINISTRATION REGULATIONS. DIVERSION CONTRARY TO U.S. LAW PROHIBITED.

UNLESS OTHERWISE SPECIFIED, LEADING DIMENSIONS ARE IN INCHES. DIMENSIONS IN [] ARE MILLIMETERS.	
TOLERANCES:	FRACTIONS
.XX = ±.02 [0.5]	± 1/32
.XXX = ±.005 [0.13]	ANGLES ± 1°
CABLE LENGTH TOLERANCES:	
< 12 [305]	±.125 [-0]
> 12 [305] < 60 [1524]	±.25 [-0]
> 60 [1524] < 120 [3048]	±.50 [-0]
> 120 [3048] < 300 [7620]	±.75 [-0]
> 300 [7620]	±1.0 [-0]
ALL DIMENSIONS ARE FOR REFERENCE ONLY AND SUBJECT TO CHANGE WITHOUT NOTICE UNLESS OTHERWISE SPECIFIED IN DRAWING. DIMENSIONS MAY VARY. COLORS MAY VARY.	

 an INFINITE brand Website: www.L-com.com		INTERPRET ALL DIMENSIONS AND TOLERANCES PER ASME Y14.5
Phone: 1.800.341.5266 1.978.682.6936	SCALE: NONE	SHEET: 1 OF 1
DESCRIPTION: Bend Relief 3-Slot TRB Plug to Bend Relief 3-Lug TRB Bulkhead Jack for 78 Ohm 30-02003-LC Cable		
SIZE: A	DRAWN BY: KDANG	ITEM NO.: LC3MP2625
REV: A	REV: A	REV: A