

Halogen Free 1553 TRB 3-Lug Jack to Blunt Cut Genderless Cable Assembly using TWCH-78-2 Coax, 2 FT with Bend Relief



LC3MSA00403-24

Configuration

- Connector 1: TRB 3-Lug Jack
- Connector 2: Blunt Cut Genderless
- Cable Type: TWCH-78-2

Features

- MIL-STD-1553
- -30°C to +80°C
- 78 ohms
- Halogen Free
- Non-Toxic

Applications

- Military Contractors
- MIL-STD-1553
- Data
- Safer Environments
- Ventilation critical areas

Description

L-com's LC3MSA00403-24 is a halogen free 1553 TRB 3-Lug jack to blunt cut genderless cable assembly using TWCH-78-2 coax, 2 FT with bend relief and ships same-day. These flexible RF cable assemblies are ideal for applications where flexure is required. Our L-com TRB 3-Lug to Blunt Cut cable assembly has a jack to genderless gender configuration with 78 Ohm flexible TWCH-78-2 series coax and operates to 500 MHz.

Custom versions of this TRB 3-Lug jack to TRB 3-Lug genderless cable, along with the rest of L-com's other RF assemblies, can also be built and shipped same day. Other available RF cable assembly value added services from L-com include connector orientation or clocking, heat shrink booting and custom labeling. RF testing can also be performed to document the electrical performance of your cable assembly. Contact a sales representative for testing or custom RF cable quotes. Part number LC3MSA00403-24 L-com Halogen Free 1553 TRB 3-Lug Jack to Blunt Cut Genderless Cable Assembly using TWCH-78-2 Coax, 2 FT with Bend Relief data sheet PDF includes details of the RF product specifications, CAD drawing(s) and dimensions below.

Electrical Specifications

| Description | Minimum | Typical | Maximum | Units |
|------------------------|---------|--------------|---------|--------------|
| Frequency Range | DC | | 500 | MHz |
| Capacitance | | 21.2 [69.55] | | pF/ft [pF/m] |
| Operating Voltage (AC) | | | 1,000 | Vrms |

Insertion Loss (Typ.)

Electrical Specification Notes:

The Insertion Loss data above is based on the performance specifications of the coax and connectors used in this assembly. The Insertion Loss includes an estimated insertion loss of 0.1 dB per connector.

Mechanical Specifications

Cable Assembly

| | |
|---------|---------------------|
| Length* | 24 in [609.6 mm] |
| Weight | 0.134 lbs [60.78 g] |

Halogen Free 1553 TRB 3-Lug Jack to Blunt Cut Genderless Cable Assembly using TWCH-78-2 Coax, 2 FT with Bend Relief



LC3MSA00403-24

Cable

| | |
|--------------------------------------|----------------------|
| Cable Type | TWCH-78-2 |
| Impedance | 78 Ohms |
| Inner Conductor Type | Stranded |
| Inner Conductor Material and Plating | Copper, Silver |
| Dielectric Type | PE |
| Shield Layer 1 | Silver Plated Copper |
| Jacket Material | HF POF, Blue |
| One Time Minimum Bend Radius | 1.25 in [31.75 mm] |

Connectors

| Description | Connector 1 | Connector 2 |
|---------------------------------------|------------------------------|----------------------|
| Type | TRB 3-Lug Jack | Blunt Cut Genderless |
| Impedance | 78 Ohms | |
| Contact Material and Plating | Bronze, Gold 30 micro inches | |
| Contact Plating Specification | ASTM-B-488 | |
| Dielectric Type | Teflon | |
| Outer Conductor Material and Plating | Phosphor Bronze, Gold | |
| Outer Conductor Plating Specification | 30 micro inches | |
| Body Material and Plating | Brass, Nickel | |
| Body Plating Specification | ASTM-B-733 | |

Environmental Specifications

Temperature

Operating Range -30 to +80 deg C

Compliance Certifications (see [product page](#) for current document)

Plotted and Other Data

Notes:

Halogen Free 1553 TRB 3-Lug Jack to Blunt Cut Genderless Cable Assembly using TWCH-78-2 Coax, 2 FT with Bend Relief



LC3MSA00403-24

How to Order

Part Number Configuration:

LC3MSA00403

- **xx**

uu

Unit of Measure:
cm = Centimeters
<blank> = Inches
Length
Base Number

Example: LC3MSA00403-12 = 12 inches long cable
LC3MSA00403-100cm = 100 cm long cable

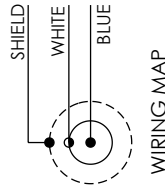
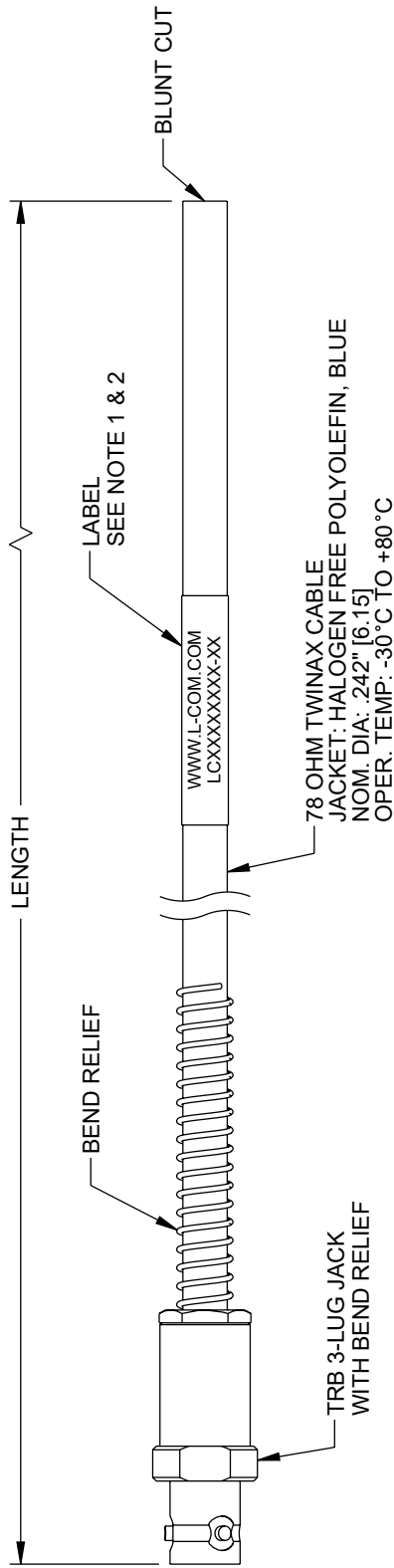
Halogen Free 1553 TRB 3-Lug Jack to Blunt Cut Genderless Cable Assembly using TWCH-78-2 Coax, 2 FT with Bend Relief from L-com has same day shipment for domestic and International orders. L-com is a leading manufacturer of wired and wireless connectivity products and committed to in-stock availability and same day shipping. Our portfolio includes coaxial cable assemblies, connectors, adapters and custom products as well as lightning and surge protectors, NEMA rated enclosures, and an RF product line which includes antennas, amplifiers, passive, and active components.

The information contained within this document is accurate to the best of our knowledge and representative of the part described herein. It may be necessary to make modifications to the part and/or the documentation of the part in order to impliment improvements. L-com reserves the right to make such changes as required. Unless otherwise stated, all specifications are nominal. L-com does not make any representation or warranty regarding the suitability of the part described herein for any particular purpose, and L-com does not assume liability arising out of the use of any part or document.ontained within this document is accurate to the best of our knowledge and representative of the part described herein. It may be necessary to make modifications to the part and/or the documentation of the part in order to impliment improvements. L-com reserves the right to make such changes as required. Unless otherwise stated, all specifications are nominal. L-com does not make any representation or warranty regarding the suitability of the part described herein for any particular purpose, and L-com does not assume liability arising out of the use of any part or document.

Halogen Free 1553 TRB 3-Lug Jack to Blunt Cut Genderless Cable Assembly using TWCH-78-2 Coax, 2 FT with Bend Relief

L-com CAD Drawing

| ZONE | | REV | DESCRIPTION | DATE | CHANGED BY | APPROVED |
|------|--|-----|-----------------|-----------|------------|----------|
| A | | A | INITIAL RELEASE | 8/28/2023 | KDANG | EKIM |



NOTES:

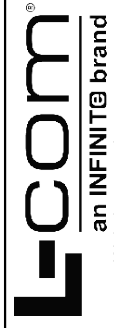
- CABLE ASSY LENGTH LABEL PLACEMENT: 36 INCHES OR LESS, ONE LABEL APPROX CENTERED. LONGER THAN 36 INCHES, TWO LABELS APPROX 6 INCHES FROM EACH CONNECTOR.
- CABLE ASSEMBLY LENGTH DETERMINED BY ILLUSTRATED: LC3MSA00403-XX (-XX = OAL IN INCHES)
- CABLES ASSEMBLIES SHALL BE TESTED FOR CONTINUITY.

THE INFORMATION CONTAINED IN THIS DRAWING IS THE SOLE PROPERTY OF INFINITE ELECTRONICS, INC. ANY REPRODUCTION IN WHOLE OR IN PART WITHOUT THE WRITTEN PERMISSION OF INFINITE ELECTRONICS, INC. IS PROHIBITED. THESE COMMODITIES, TECHNOLOGY OR SOFTWARE WERE EXPORTED FROM THE UNITED STATES IN ACCORDANCE WITH THE EXPORT ADMINISTRATION REGULATIONS. DIVERSION CONTRARY TO U.S. LAW PROHIBITED.

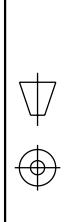
UNLESS OTHERWISE SPECIFIED, LEADING DIMENSIONS ARE INCHES. DIMENSIONS IN [] ARE MILLIMETERS.

TOLERANCES:
 .X = ±.2 [5]
 .XX = ±.02 [0.5]
 .XXX = ±.005 [0.13]
 FRACTIONS
 ± 1/32
 ANGLES ± 1°
 CABLE LENGTH TOLERANCES:
 ≤12 [305] = +1 [25] / -0
 >12 [305] ≤ 60 [1524] = +2 [51] / -0
 >60 [1524] ≤ 120 [3048] = +4 [102] / -0
 >120 [3048] ≤ 300 [7620] = +6 [152] / -0
 >300 [7620] = +5% / -0

ALL DIMENSIONS ARE FOR REFERENCE ONLY AND SUBJECT TO CHANGE WITHOUT NOTICE. UNDIMENSIONED NON-CRITICAL FEATURES MAY VARY. COLORS MAY VARY.



Website: www.L-com.com
 Phone: 1.800.341.5266 | 1.978.682.6936



INTERPRET ALL DIMENSIONS AND TOLERANCES PER ASME Y14.5

SCALE: NONE
 SHEET: 1 OF 1

DESCRIPTION
 Halogen Free Bend Relief 3-Lug TRB Jack with Blunt Cut for 78 Ohm TWCH-78-2 Cable

| | | | |
|------|-----------|----------|-------------|
| SIZE | CAGE CODE | DRAWN BY | ITEM NO. |
| A | 43321 | KDANG | LC3MSA00403 |