

Lead Free Bend Relief 3-Slot TRB Plug with Blunt Cut
for 78 Ohm M17/176-00002-LC, 24" Cable



LC3MSA00442-24

Configuration

- Connector 1: TRB 3-Slot Plug
- Connector 2: Blunt Cut Genderless
- Cable Type: M17/176-00002-LC

Features

- MIL-STD-1553
- -55°C to +200°C
- 78 ohms

Applications

- Vehicle High Temperature
- Data
- MIL-STD-1553

Description

L-com's LC3MSA00442-24 is a lead free bend relief 3-Slot TRB plug with blunt cut for 78 Ohm M17/176-00002-LC, 24" cable and ships same-day. These flexible RF cable assemblies are ideal for applications where flexure is required. Our L-com TRB 3-Slot to Blunt Cut cable assembly has a plug to genderless gender configuration with 78 Ohm flexible M17/176-00002-LC series coax and operates to 10 MHz.

Custom versions of this TRB 3-Slot plug to TRB 3-Slot genderless cable, along with the rest of L-com's other RF assemblies, can also be built and shipped same day. Other available RF cable assembly value added services from L-com include connector orientation or clocking, heat shrink booting and custom labeling. RF testing can also be performed to document the electrical performance of your cable assembly. Contact a sales representative for testing or custom RF cable quotes. Part number LC3MSA00442-24 L-com Lead Free Bend Relief 3-Slot TRB Plug with Blunt Cut for 78 Ohm M17/176-00002-LC, 24" Cable data sheet PDF includes details of the RF product specifications, CAD drawing(s) and dimensions below.

Electrical Specifications

Description	Minimum	Typical	Maximum	Units
Frequency Range	DC		10	MHz
Capacitance		24 [78.74]		pF/ft [pF/m]
Operating Voltage (AC)			750,000	Vrms

Insertion Loss (Typ.)

Mechanical Specifications


Cable Assembly

- Length* 24 in [609.6 mm]
- Weight 0.086 lbs [39.01 g]

Cable

- Cable Type M17/176-00002-LC
- Impedance 78 Ohms
- Inner Conductor Type Stranded
- Inner Conductor Material and Plating Copper, Silver
- Dielectric Type PTFE

Lead Free Bend Relief 3-Slot TRB Plug with Blunt Cut
for 78 Ohm M17/176-00002-LC, 24" Cable



LC3MSA00442-24

Shield Layer 1 Jacket Material	Silver Plated Copper PFA, Blue
One Time Minimum Bend Radius	1.5 in [38.1 mm]

Connectors

Description	Connector 1	Connector 2
Type	TRB 3-Slot Plug	Blunt Cut Genderless
Impedance	78 Ohms	
Contact Material and Plating	Bronze, Gold 30 micro inches	
Contact Plating Specification	ASTM-B-488	
Dielectric Type	Teflon	
Outer Conductor Material and Plating	Phosphor Bronze, Gold	
Outer Conductor Plating Specification	30 micro inches	
Body Material and Plating	Brass, Nickel	
Body Plating Specification	ASTM-B-733	

Environmental Specifications

Temperature


Operating Range -55 to +200 deg C

Compliance Certifications (see [product page](#) for current document)

Plotted and Other Data

Notes:

Lead Free Bend Relief 3-Slot TRB Plug with Blunt Cut
for 78 Ohm M17/176-00002-LC, 24" Cable



LC3MSA00442-24

How to Order

Part Number Configuration:

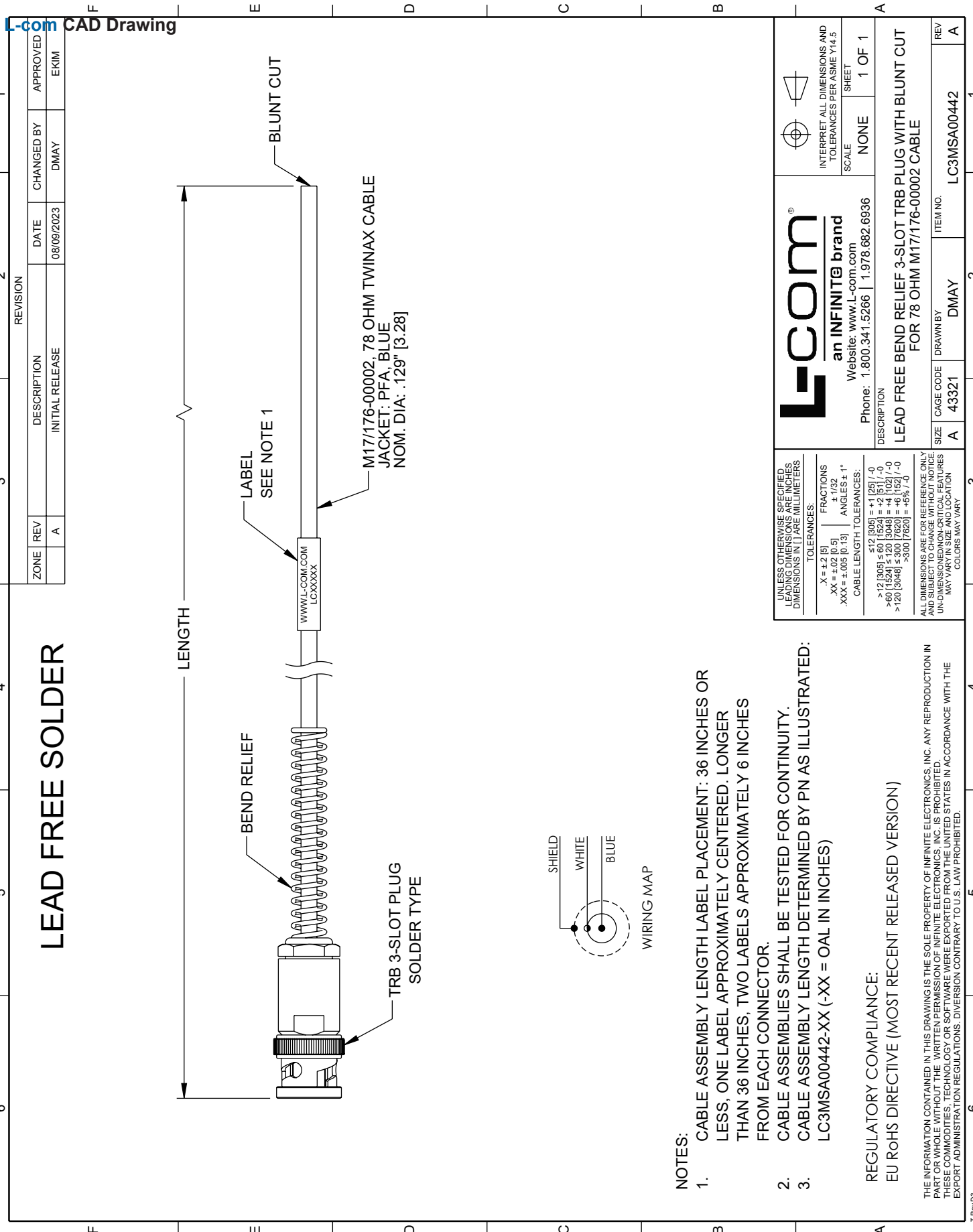
LC3MSA00442 - xx uu

Unit of Measure:
cm = Centimeters
<blank> = Inches
Length
Base Number

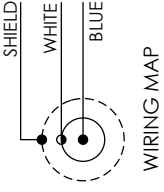
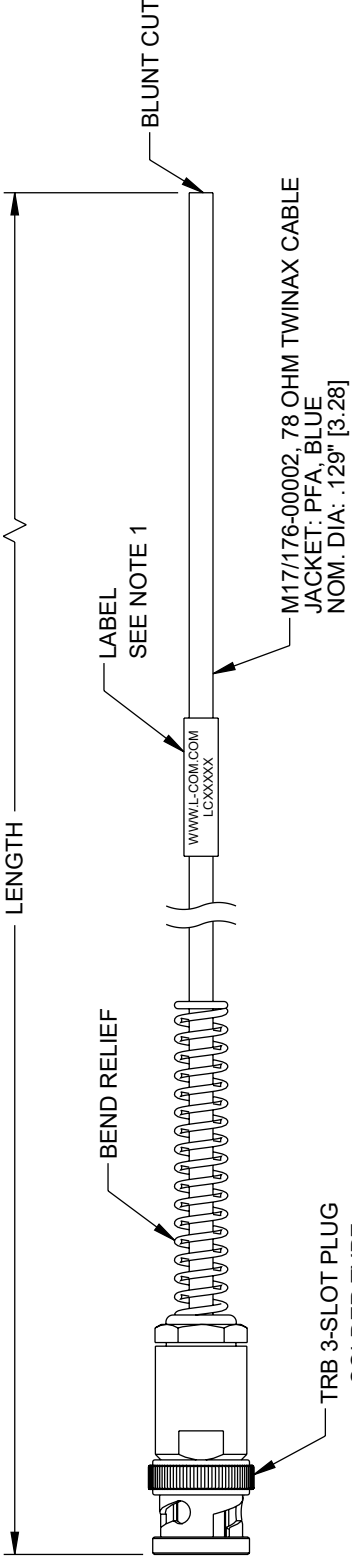
Example: LC3MSA00442-12 = 12 inches long cable
LC3MSA00442-100cm = 100 cm long cable

Lead Free Bend Relief 3-Slot TRB Plug with Blunt Cut for 78 Ohm M17/176-00002-LC, 24" Cable from L-com has same day shipment for domestic and International orders. L-com is a leading manufacturer of wired and wireless connectivity products and committed to in-stock availability and same day shipping. Our portfolio includes coaxial cable assemblies, connectors, adapters and custom products as well as lightning and surge protectors, NEMA rated enclosures, and an RF product line which includes antennas, amplifiers, passive, and active components.

The information contained within this document is accurate to the best of our knowledge and representative of the part described herein. It may be necessary to make modifications to the part and/or the documentation of the part in order to impliment improvements. L-com reserves the right to make such changes as required. Unless otherwise stated, all specifications are nominal. L-com does not make any representation or warranty regarding the suitability of the part described herein for any particular purpose, and L-com does not assume liability arising out of the use of any part or document.ontained within this document is accurate to the best of our knowledge and representative of the part described herein. It may be necessary to make modifications to the part and/or the documentation of the part in order to impliment improvements. L-com reserves the right to make such changes as required. Unless otherwise stated, all specifications are nominal. L-com does not make any representation or warranty regarding the suitability of the part described herein for any particular purpose, and L-com does not assume liability arising out of the use of any part or document.



LEAD FREE SOLDER



NOTES:

1. CABLE ASSEMBLY LENGTH LABEL PLACEMENT: 36 INCHES OR LESS, ONE LABEL APPROXIMATELY CENTERED. LONGER THAN 36 INCHES, TWO LABELS APPROXIMATELY 6 INCHES FROM EACH CONNECTOR.
2. CABLE ASSEMBLIES SHALL BE TESTED FOR CONTINUITY.
3. CABLE ASSEMBLY LENGTH DETERMINED BY PN AS ILLUSTRATED: LC3MSA00442-XX (-XX = OAL IN INCHES)

REGULATORY COMPLIANCE:
EU RoHS DIRECTIVE (MOST RECENT RELEASED VERSION)

THE INFORMATION CONTAINED IN THIS DRAWING IS THE SOLE PROPERTY OF INFINITE ELECTRONICS, INC. ANY REPRODUCTION IN PART OR WHOLE, IN ANY MANNER, WITHOUT THE WRITTEN PERMISSION OF INFINITE ELECTRONICS, INC. IS PROHIBITED. THESE COMMODITIES, TECHNOLOGY OR SOFTWARE WERE EXPORTED FROM THE UNITED STATES IN ACCORDANCE WITH THE EXPORT ADMINISTRATION REGULATIONS. DIVERSION CONTRARY TO U.S. LAW PROHIBITED.

UNLESS OTHERWISE SPECIFIED, LEADING DIMENSIONS ARE IN INCHES. DIMENSIONS IN [] ARE MILLIMETERS.		L-com® an INFINITE® brand Website: www.L-com.com Phone: 1.800.341.5266 1.978.682.6936		INTERPRET ALL DIMENSIONS AND TOLERANCES PER ASME Y14.5	
TOLERANCES:		SCALE		SHEET	
.X = ±.2 [5]		NONE		1 OF 1	
.XX = ±.02 [0.5]					
.XXX = ±.005 [0.13]					
FRACTIONS ± 1/32					
ANGLES ± 1°					
CABLE LENGTH TOLERANCES:					
≤12 [305] = +1 [25] / -0					
>12 [305] ≤ 60 [1524] = +2 [51] / -0					
>60 [1524] ≤ 120 [3048] = +4 [102] / -0					
>120 [3048] ≤ 300 [7620] = +6 [152] / -0					
>300 [7620] = +5% / -0					
ALL DIMENSIONS ARE FOR REFERENCE ONLY AND SUBJECT TO CHANGE WITHOUT NOTICE UNLESS DIMENSIONS/CRITICAL FEATURES MAY VARY. COLORS MAY VARY.		DESCRIPTION		REV	
		LEAD FREE BEND RELIEF 3-SLOT TRB PLUG WITH BLUNT CUT FOR 78 OHM M17/176-00002 CABLE		A	
		SIZE		ITEM NO.	
		A 43321		LC3MSA00442	
		DRAWN BY		REV	
		DMAY		A	