

Lead Free 3-Lug TRB Bulkhead Insulated Jack to Jack  
for 78 Ohm M17/176-00002-LC, 48" Cable



**LC3MSA00450-48**

**Configuration**

- Connector 1: TRB 3-Lug Jack Bulkhead
- Connector 2: TRB 3-Lug Jack Bulkhead
- Cable Type: M17/176-00002-LC

**Features**

- MIL-STD-1553
- -55°C to +200°C
- 78 ohms

**Applications**

- Vehicle High Temperature
- Data
- MIL-STD-1553

**Description**

L-com's LC3MSA00450-48 is a lead free 3-Lug TRB bulkhead insulated jack to jack for 78 Ohm M17/176-00002-LC, 48" cable and ships same-day. These flexible RF cable assemblies are ideal for applications where flexure is required. Our L-com TRB 3-Lug to TRB 3-Lug cable assembly has a jack to jack gender configuration with 78 Ohm flexible M17/176-00002-LC series coax and operates to 10 MHz. L-com's RF cable assembly with TRB 3-Lug bulkhead interface enables system designers to have external connections on their product enclosures or to be used for other rack mount and panel mount applications.

Custom versions of this TRB 3-Lug jack to TRB 3-Lug jack cable, along with the rest of L-com's other RF assemblies, can also be built and shipped same day. Other available RF cable assembly value added services from L-com include connector orientation or clocking, heat shrink booting and custom labeling. RF testing can also be performed to document the electrical performance of your cable assembly. Contact a sales representative for testing or custom RF cable quotes. Part number LC3MSA00450-48 L-com Lead Free 3-Lug TRB Bulkhead Insulated Jack to Jack for 78 Ohm M17/176-00002-LC, 48" Cable data sheet PDF includes details of the RF product specifications, CAD drawing(s) and dimensions below.

**Electrical Specifications**

Description	Minimum	Typical	Maximum	Units
Frequency Range	DC		10	MHz
Capacitance		24 [78.74]		pF/ft [pF/m]
Operating Voltage (AC)			750,000	Vrms

**Specifications by Frequency**

Description	F1	F2	F3	F4	F5	Units
Frequency	1	3	5	7	10	MHz
Insertion Loss (Typ.)	0.256	0.284	0.312	0.34	0.38	dB

**Electrical Specification Notes:**

The Insertion Loss data above is based on the performance specifications of the coax and connectors used in this assembly. The Insertion Loss includes an estimated insertion loss of 0.1 dB per connector.

Lead Free 3-Lug TRB Bulkhead Insulated Jack to Jack  
for 78 Ohm M17/176-00002-LC, 48" Cable



## LC3MSA00450-48

### Mechanical Specifications

#### Cable Assembly

Length*	48 in [121.92 cm]
Weight	0.172 lbs [78.02 g]

#### Cable

Cable Type	M17/176-00002-LC
Impedance	78 Ohms
Inner Conductor Type	Stranded
Inner Conductor Material and Plating	Copper, Silver
Dielectric Type	PTFE
Shield Layer 1	Silver Plated Copper
Jacket Material	PFA, Blue

One Time Minimum Bend Radius	1.5 in [38.1 mm]
------------------------------	------------------

### Connectors

Description	Connector 1	Connector 2
Type	TRB 3-Lug Jack Bulkhead	TRB 3-Lug Jack Bulkhead
Impedance	78 Ohms	78 Ohms
Contact Material and Plating	Bronze, Gold 30 micro inches	Bronze, Gold 30 micro inches
Contact Plating Specification	ASTM-B-488	ASTM-B-488
Dielectric Type	Teflon	Teflon
Outer Conductor Material and Plating	Phosphor Bronze, Gold	Phosphor Bronze, Gold
Outer Conductor Plating Specification	30 micro inches	30 micro inches
Body Material and Plating	Brass, Nickel	Brass, Nickel
Body Plating Specification	ASTM-B-733	ASTM-B-733

### Environmental Specifications

#### Temperature

Operating Range	-55 to +200 deg C
-----------------	-------------------

**Compliance Certifications** (see [product page](#) for current document)

### Plotted and Other Data

Notes:

Lead Free 3-Lug TRB Bulkhead Insulated Jack to Jack  
for 78 Ohm M17/176-00002-LC, 48" Cable



**LC3MSA00450-48**

**How to Order**

Part Number Configuration:

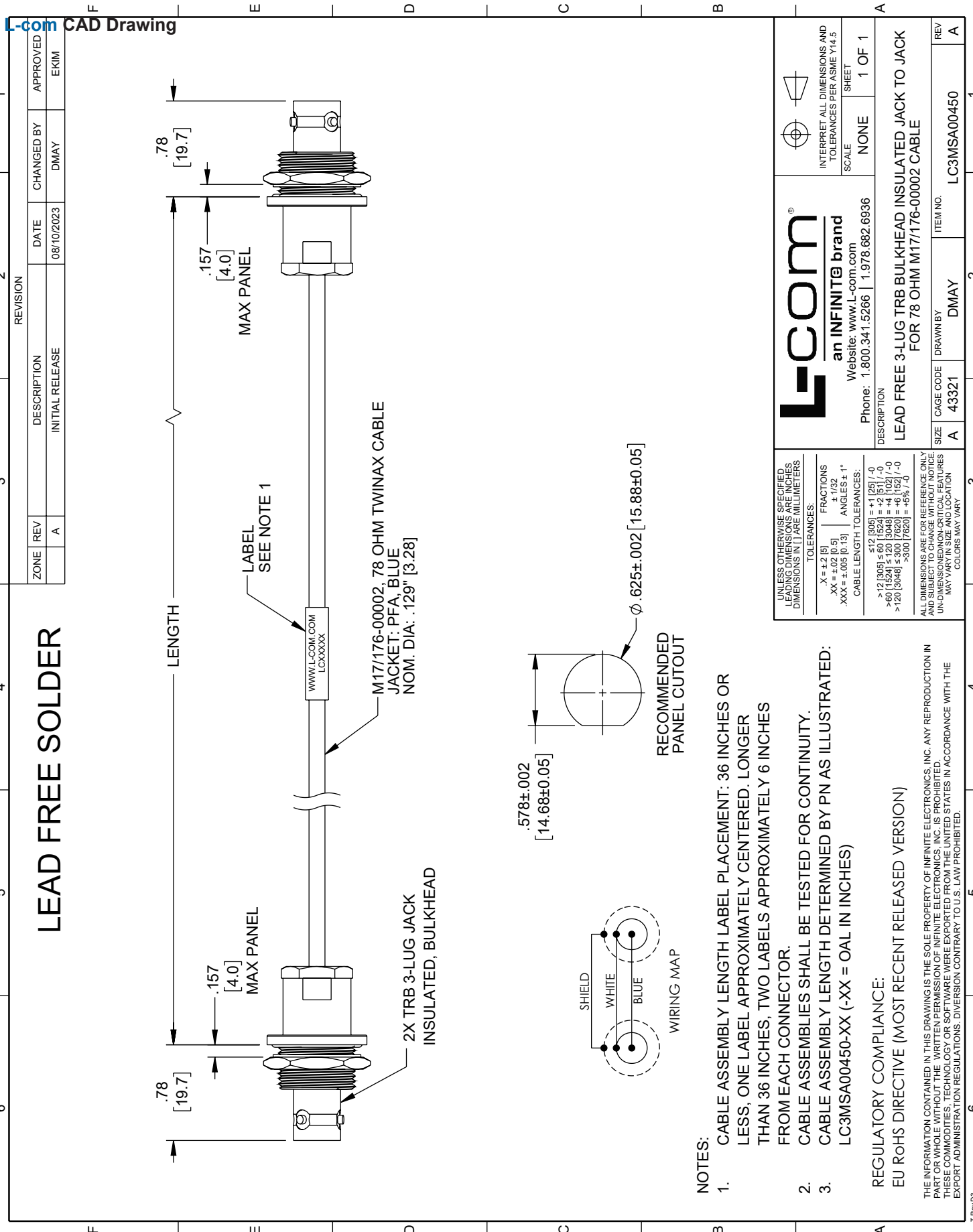
**LC3MSA00450 - xx uu**



Example: LC3MSA00450-12 = 12 inches long cable  
LC3MSA00450-100cm = 100 cm long cable

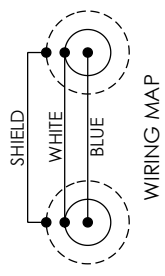
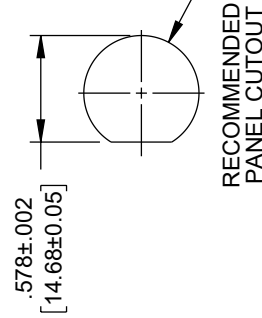
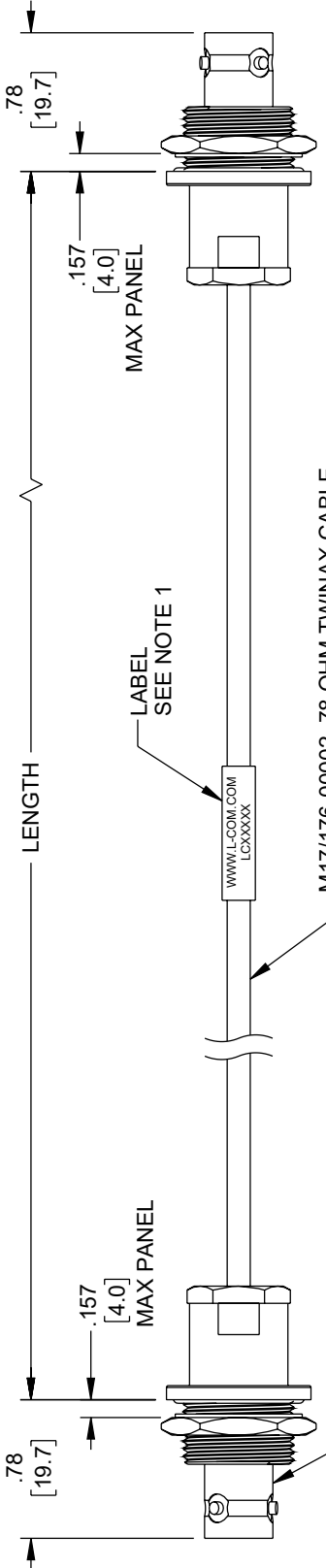
Lead Free 3-Lug TRB Bulkhead Insulated Jack to Jack for 78 Ohm M17/176-00002-LC, 48" Cable from L-com has same day shipment for domestic and International orders. L-com is a leading manufacturer of wired and wireless connectivity products and committed to in-stock availability and same day shipping. Our portfolio includes coaxial cable assemblies, connectors, adapters and custom products as well as lightning and surge protectors, NEMA rated enclosures, and an RF product line which includes antennas, amplifiers, passive, and active components.

The information contained within this document is accurate to the best of our knowledge and representative of the part described herein. It may be necessary to make modifications to the part and/or the documentation of the part in order to impliment improvements. L-com reserves the right to make such changes as required. Unless otherwise stated, all specifications are nominal. L-com does not make any representation or warranty regarding the suitability of the part described herein for any particular purpose, and L-com does not assume liability arising out of the use of any part or document.ontained within this document is accurate to the best of our knowledge and representative of the part described herein. It may be necessary to make modifications to the part and/or the documentation of the part in order to impliment improvements. L-com reserves the right to make such changes as required. Unless otherwise stated, all specifications are nominal. L-com does not make any representation or warranty regarding the suitability of the part described herein for any particular purpose, and L-com does not assume liability arising out of the use of any part or document.



# LEAD FREE SOLDER

ZONE	REV	DESCRIPTION	DATE	CHANGED BY	APPROVED
A	A	INITIAL RELEASE	08/10/2023	DMAY	EKIM



- NOTES:**
- CABLE ASSEMBLY LENGTH LABEL PLACEMENT: 36 INCHES OR LESS, ONE LABEL APPROXIMATELY CENTERED. LONGER THAN 36 INCHES, TWO LABELS APPROXIMATELY 6 INCHES FROM EACH CONNECTOR.
  - CABLE ASSEMBLIES SHALL BE TESTED FOR CONTINUITY.
  - CABLE ASSEMBLY LENGTH DETERMINED BY PN AS ILLUSTRATED: LC3MSA00450-XX (-XX = OAL IN INCHES)
- REGULATORY COMPLIANCE:**  
 EU RoHS DIRECTIVE (MOST RECENT RELEASED VERSION)  
 THE INFORMATION CONTAINED IN THIS DRAWING IS THE SOLE PROPERTY OF INFINITE ELECTRONICS, INC. ANY REPRODUCTION IN WHOLE OR IN PART WITHOUT THE WRITTEN PERMISSION OF INFINITE ELECTRONICS, INC. IS PROHIBITED. THESE COMMODITIES, TECHNOLOGY OR SOFTWARE WERE EXPORTED FROM THE UNITED STATES IN ACCORDANCE WITH THE EXPORT ADMINISTRATION REGULATIONS. DIVERSION CONTRARY TO U.S. LAW PROHIBITED.

**L-com**  
an INFINITE brand  
Website: www.L-com.com  
Phone: 1.800.341.5266 | 1.978.682.6936

INTERPRET ALL DIMENSIONS AND TOLERANCES PER ASME Y14.5  
SCALE: NONE SHEET 1 OF 1

---

DESCRIPTION: LEAD FREE 3-LUG TRB BULKHEAD INSULATED JACK TO JACK FOR 78 OHM M17/176-00002 CABLE

SIZE	CAGE CODE	DRAWN BY	ITEM NO.
A	43321	DMAY	LC3MSA00450