


Lead Free 1553 TRB Jack Bulkhead Non-Isolated to Blunt Cut Genderless Cable Assembly using 30-02003-LC Coax, 2 FT



LC3MSA00483-24

Configuration

- Connector 1: TRB Jack Bulkhead Nonisolated
- Connector 2: Blunt Cut Genderless
- Cable Type: 30-02003-LC

Features

- MIL-STD-1553
- -20°C to +75°C
- 78 ohms

Applications

- MIL-STD-1553
- Data

Description

L-com's LC3MSA00483-24 is a lead free 1553 TRB jack bulkhead non-isolated to blunt cut genderless cable assembly using 30-02003-LC coax, 2 FT and ships same-day. These flexible RF cable assemblies are ideal for applications where flexure is required. Our L-com TRB to Blunt Cut cable assembly has a jack to genderless gender configuration with 78 Ohm flexible 30-02003-LC series coax and operates to 500 MHz.

Custom versions of this TRB jack to TRB genderless cable, along with the rest of L-com's other RF assemblies, can also be built and shipped same day. Other available RF cable assembly value added services from L-com include connector orientation or clocking, heat shrink booting and custom labeling. RF testing can also be performed to document the electrical performance of your cable assembly. Contact a sales representative for testing or custom RF cable quotes. Part number LC3MSA00483-24 L-com Lead Free 1553 TRB Jack Bulkhead Non-Isolated to Blunt Cut Genderless Cable Assembly using 30-02003-LC Coax, 2 FT data sheet PDF includes details of the RF product specifications, CAD drawing(s) and dimensions below.

Electrical Specifications

Description	Minimum	Typical	Maximum	Units
Frequency Range	DC		500	MHz
Capacitance		20.3 [66.6]		pF/ft [pF/m]
Operating Voltage (AC)			300	Vrms

Insertion Loss (Typ.) Electrical Specification Notes:

The Insertion Loss data above is based on the performance specifications of the coax and connectors used in this assembly. The Insertion Loss includes an estimated insertion loss of 0.1 dB per connector.

Mechanical Specifications


Cable Assembly

Length*	24 in [609.6 mm]
Weight	0.095 lbs [43.09 g]

Cable

Cable Type	30-02003-LC
Impedance	78 Ohms

Lead Free 1553 TRB Jack Bulkhead Non-Isolated to Blunt Cut Genderless Cable Assembly using 30-02003-LC Coax, 2 FT



LC3MSA00483-24

Inner Conductor Type	Stranded
Inner Conductor Material and Plating	Copper, Silver
Dielectric Type	PE
Shield Layer 1	Silver Plated Copper
Jacket Material	PVC, Blue
One Time Minimum Bend Radius	1.5 in [38.1 mm]

Connectors

Description	Connector 1	Connector 2
Type	TRB Jack Bulkhead Nonisolated	Blunt Cut Genderless
Impedance	78 Ohms	
Contact Material and Plating	Bronze, Gold 30 micro inches	
Contact Plating Specification	ASTM-B-488	
Dielectric Type	Teflon	
Outer Conductor Material and Plating	Phosphor Bronze, Gold	
Outer Conductor Plating Specification	30 micro inches	
Body Material and Plating	Brass, Nickel	
Body Plating Specification	ASTM-B-733	

Environmental Specifications

Temperature

Operating Range -20 to +75 deg C

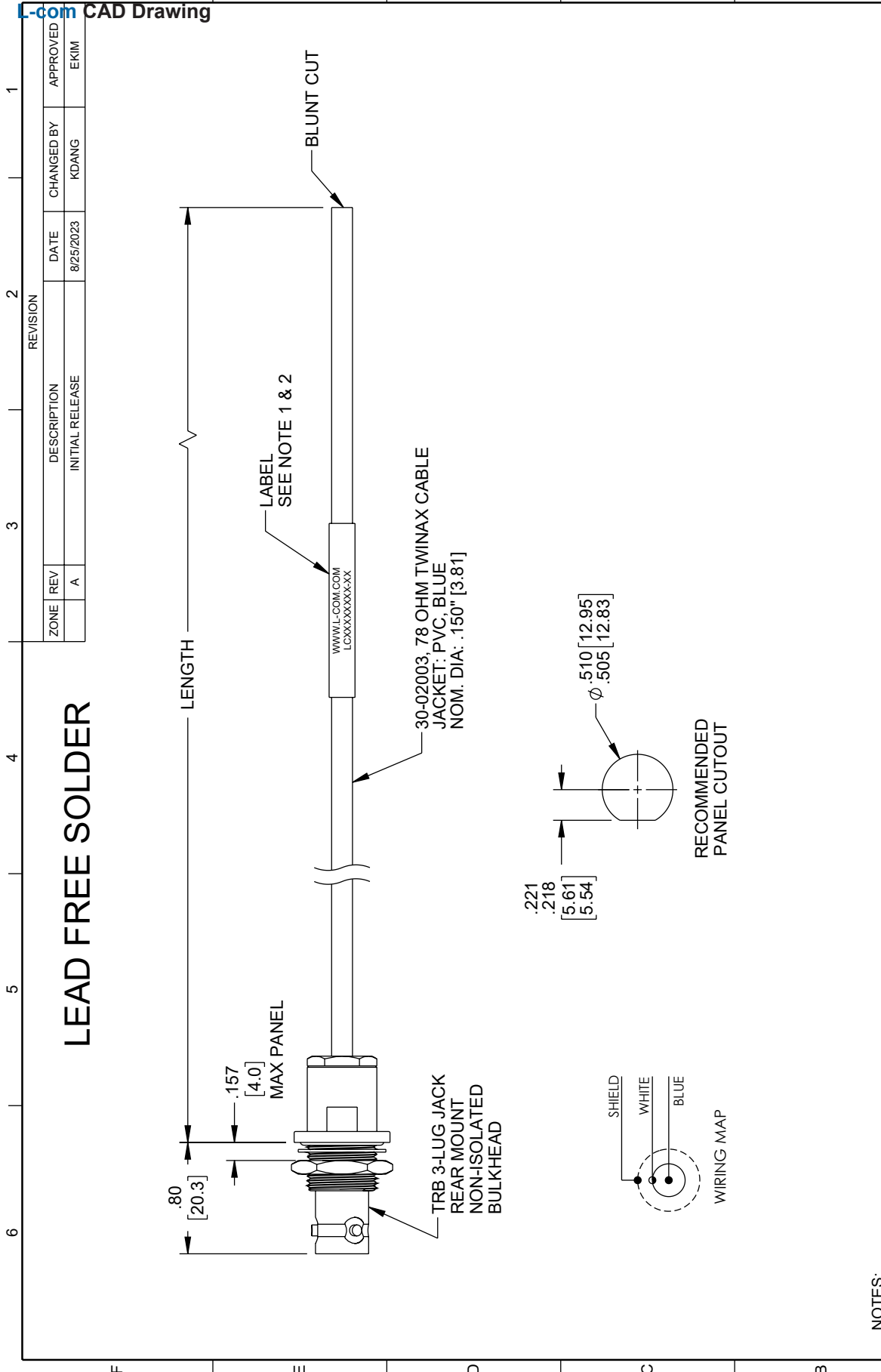
Compliance Certifications (see [product page](#) for current document)

Plotted and Other Data

Notes:

Lead Free 1553 TRB Jack Bulkhead Non-Isolated to Blunt Cut Genderless Cable Assembly using 30-02003-LC Coax, 2 FT

L-com CAD Drawing



LEAD FREE SOLDER

ZONE	REV	DESCRIPTION	DATE	CHANGED BY	APPROVED
	A	INITIAL RELEASE	8/25/2023	KDANG	EKIM

REVISION

1

2

3

4

5

6

LENGTH

BLUNT CUT

LABEL
SEE NOTE 1 & 2

WWW.L-COM.COM
LCXXXXXXXXXX

30-02003.78 OHM TWINAX CABLE
JACKET: PVC, BLUE
NOM. DIA: .150" [3.81]

TRB 3-LUG JACK
REAR MOUNT
NON-ISOLATED
BULKHEAD

MAX PANEL

SHIELD
WHITE
BLUE
WIRING MAP

RECOMMENDED
PANEL CUTOUT

UNLESS OTHERWISE SPECIFIED,
LEADING DIMENSIONS ARE IN INCHES
DIMENSIONS IN [] ARE MILLIMETERS

TOLERANCES:

FRACTIONS
XX = ±.2 [5]
.XX = ±.02 [0.5]
.XX = ±.005 [0.13]

ANGLES ± 1°

CABLE LENGTH TOLERANCES:

<12 [305] = ±1 [25] / -0
>12 [305] ≤ 60 [1524] = +2 [51] / -0
>60 [1524] ≤ 120 [3048] = +4 [102] / -0
>120 [3048] ≤ 300 [7620] = +6 [152] / -0
>300 [7620] = +5% / -0

ALL DIMENSIONS ARE FOR REFERENCE ONLY
AND SUBJECT TO CHANGE WITHOUT NOTICE
UN-DIMENSIONED NON-CRITICAL FEATURES
MAY VARY
COLORS MAY VARY

L-com
an INFINITE brand
Website: www.L-com.com
Phone: 1.800.341.5266 | 1.978.682.6936

INTERPRET ALL DIMENSIONS AND
TOLERANCES PER ASME Y14.5

SCALE NONE SHEET 1 OF 1

DESCRIPTION
Lead Free 3-Lug TRB Non-Insulated Bulkhead Jack with Blunt Cut for
30-02003-LC Cable

SIZE A CAGE CODE A 43321 DRAWN BY KDANG ITEM NO. LC3MSA00483 REV A

NOTES:

- CABLE ASSY LENGTH LABEL PLACEMENT: 36 INCHES OR LESS, ONE LABEL APPROX CENTERED. LONGER THAN 36 INCHES, TWO LABELS APPROX 6 INCHES FROM EACH CONNECTOR.
- CABLE ASSEMBLY LENGTH DETERMINED BY ILLUSTRATED: LC3MSA00483-XX (-XX = OAL IN INCHES)
- CABLES ASSEMBLIES SHALL BE TESTED FOR CONTINUITY.

THE INFORMATION CONTAINED IN THIS DRAWING IS THE SOLE PROPERTY OF INFINITE ELECTRONICS, INC. ANY REPRODUCTION IN ANY MANNER WITHOUT THE WRITTEN PERMISSION OF INFINITE ELECTRONICS, INC. IS PROHIBITED. THESE COMMODITIES, TECHNOLOGY OR SOFTWARE WERE EXPORTED FROM THE UNITED STATES IN ACCORDANCE WITH THE EXPORT ADMINISTRATION REGULATIONS. DIVERSION CONTRARY TO U.S. LAW PROHIBITED.

TRRevD2

LC3MSA00483-24 REV 1.0 | © 2020 Infinite Electronics, Inc. L-com is a registered trademark of Infinite Electronics, Inc.

USA & Canada (800) 341-5266 | International (978) 682-6936 | l-com