


Lead Free 3-Lug TRB Bulkhead Insulated Jack with Blunt for 78 Ohm 30-2003-LC, 12" Cable



LC3MSA00485-12

Configuration

- Connector 1: TRB 3-Lug Jack Bulkhead
- Connector 2: Blunt Cut Genderless
- Cable Type: 30-2003-LC

Features

- MIL-STD-1553
- -20°C to +75°C
- 78 ohms

Applications

- MIL-STD-1553
- Data

Description

L-com's LC3MSA00485-12 is a lead free 3-Lug TRB bulkhead insulated jack with blunt for 78 Ohm 30-2003-LC, 12" cable and ships same-day. These flexible RF cable assemblies are ideal for applications where flexure is required. Our L-com TRB 3-Lug to Blunt Cut cable assembly has a jack to genderless gender configuration with 78 Ohm flexible 30-2003-LC series coax and operates to 500 MHz. L-com's RF cable assembly with TRB 3-Lug bulkhead interface enables system designers to have external connections on their product enclosures or to be used for other rack mount and panel mount applications.

Custom versions of this TRB 3-Lug jack to TRB 3-Lug genderless cable, along with the rest of L-com's other RF assemblies, can also be built and shipped same day. Other available RF cable assembly value added services from L-com include connector orientation or clocking, heat shrink booting and custom labeling. RF testing can also be performed to document the electrical performance of your cable assembly. Contact a sales representative for testing or custom RF cable quotes. Part number LC3MSA00485-12 L-com Lead Free 3-Lug TRB Bulkhead Insulated Jack with Blunt for 78 Ohm 30-2003-LC, 12" Cable data sheet PDF includes details of the RF product specifications, CAD drawing(s) and dimensions below.

Electrical Specifications

Description	Minimum	Typical	Maximum	Units
Frequency Range	DC		500	MHz
Capacitance		20.3 [66.6]		pF/ft [pF/m]
Operating Voltage (AC)			300	Vrms

Specifications by Frequency

Description	F1	F2	F3	F4	F5	Units
Frequency	10	50	100	200	500	MHz

Insertion Loss (Typ.)

Mechanical Specifications

Cable Assembly

Length*	12 in [304.8 mm]
Weight	0.074 lbs [33.57 g]

Lead Free 3-Lug TRB Bulkhead Insulated Jack with Blunt for 78 Ohm 30-2003-LC, 12" Cable



LC3MSA00485-12

Cable

Cable Type	30-2003-LC
Impedance	78 Ohms
Inner Conductor Type	Stranded
Inner Conductor Material and Plating	Copper, Silver
Dielectric Type	PE
Shield Layer 1	Silver Plated Copper
Jacket Material	PVC, Blue
One Time Minimum Bend Radius	1.5 in [38.1 mm]

Connectors

Description	Connector 1	Connector 2
Type	TRB 3-Lug Jack Bulkhead	Blunt Cut Genderless
Impedance	78 Ohms	
Contact Material and Plating	Bronze, Gold 30 micro inches	
Contact Plating Specification	ASTM-B-488	
Dielectric Type	Teflon	
Outer Conductor Material and Plating	Phosphor Bronze, Gold	
Outer Conductor Plating Specification	30 micro inches	
Body Material and Plating	Brass, Nickel	
Body Plating Specification	ASTM-B-733	

Environmental Specifications

Temperature

Operating Range -20 to +75 deg C

Compliance Certifications (see [product page](#) for current document)

Plotted and Other Data

Notes:

Lead Free 3-Lug TRB Bulkhead Insulated Jack with Blunt for 78 Ohm 30-2003-LC, 12" Cable



LC3MSA00485-12

How to Order

Part Number Configuration:

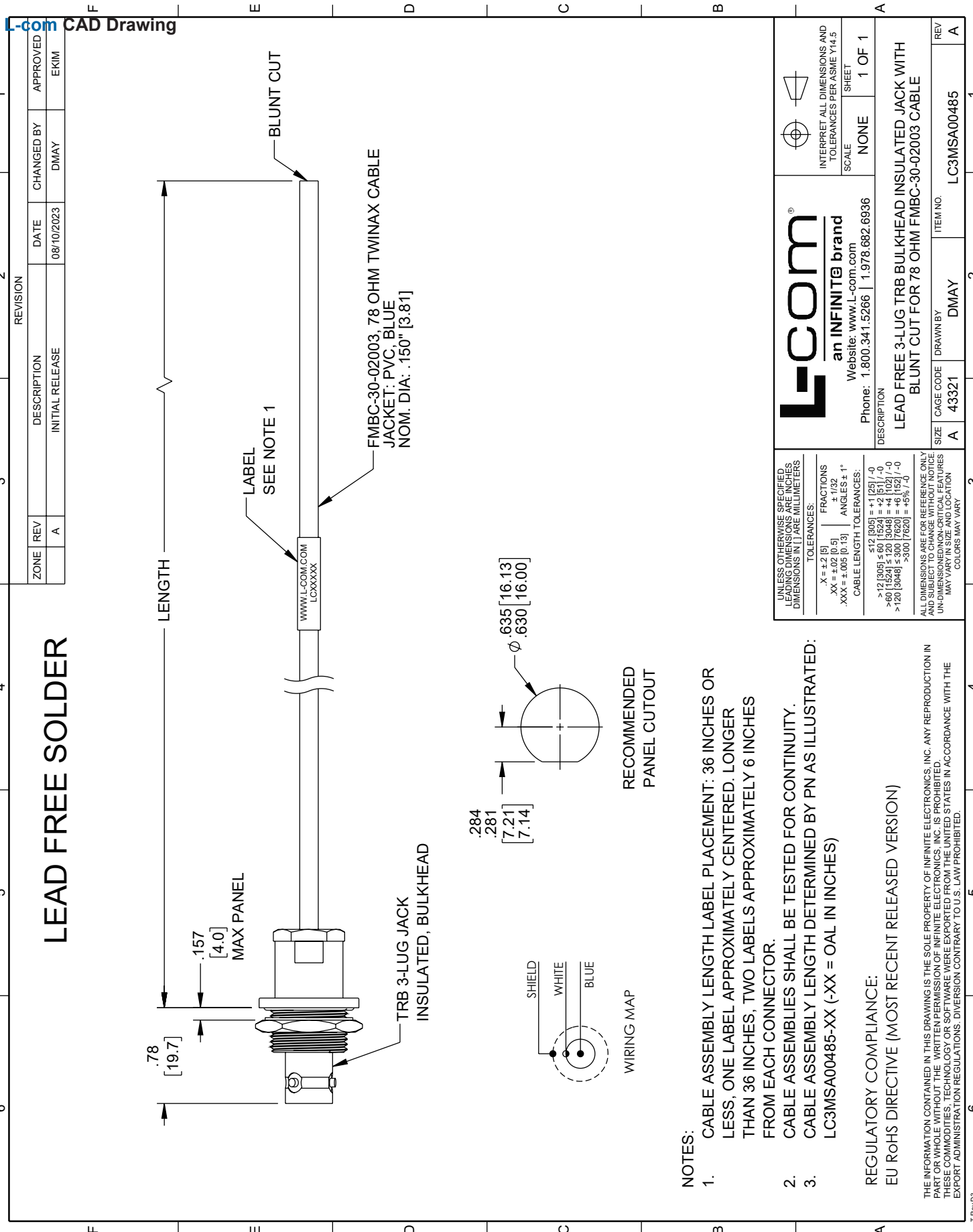
LC3MSA00485 - xx uu

Unit of Measure:
cm = Centimeters
<blank> = Inches
Length
Base Number

Example: LC3MSA00485-12 = 12 inches long cable
LC3MSA00485-100cm = 100 cm long cable

Lead Free 3-Lug TRB Bulkhead Insulated Jack with Blunt for 78 Ohm 30-2003-LC, 12" Cable from L-com has same day shipment for domestic and International orders. L-com is a leading manufacturer of wired and wireless connectivity products and committed to in-stock availability and same day shipping. Our portfolio includes coaxial cable assemblies, connectors, adapters and custom products as well as lightning and surge protectors, NEMA rated enclosures, and an RF product line which includes antennas, amplifiers, passive, and active components.

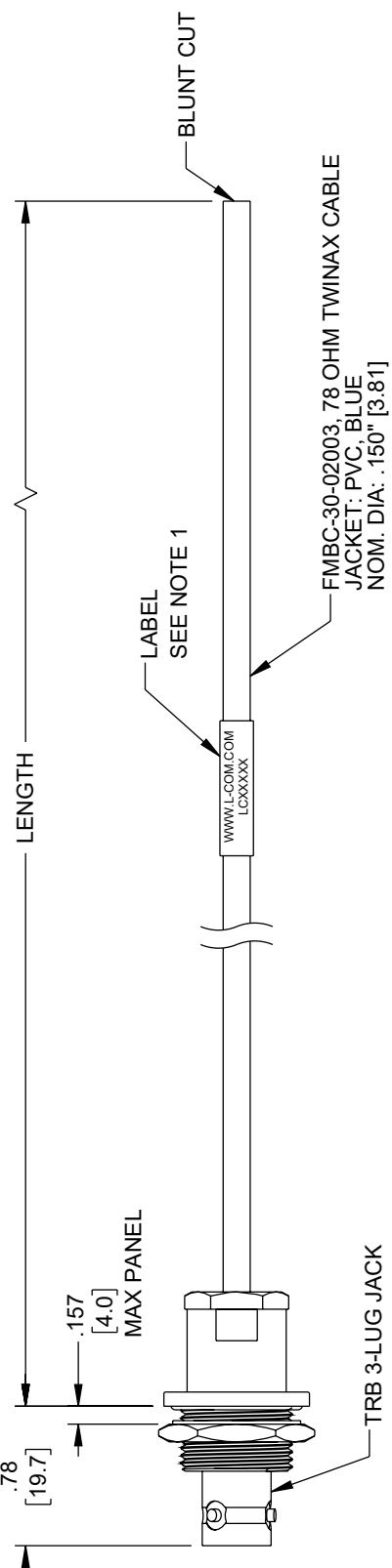
The information contained within this document is accurate to the best of our knowledge and representative of the part described herein. It may be necessary to make modifications to the part and/or the documentation of the part in order to impliment improvements. L-com reserves the right to make such changes as required. Unless otherwise stated, all specifications are nominal. L-com does not make any representation or warranty regarding the suitability of the part described herein for any particular purpose, and L-com does not assume liability arising out of the use of any part or document.ontained within this document is accurate to the best of our knowledge and representative of the part described herein. It may be necessary to make modifications to the part and/or the documentation of the part in order to impliment improvements. L-com reserves the right to make such changes as required. Unless otherwise stated, all specifications are nominal. L-com does not make any representation or warranty regarding the suitability of the part described herein for any particular purpose, and L-com does not assume liability arising out of the use of any part or document.



LEAD FREE SOLDER

L-com CAD Drawing

ZONE	REV	DESCRIPTION	DATE	CHANGED BY	APPROVED
	A	INITIAL RELEASE	08/10/2023	DMAY	EKIM



NOTES:

1. CABLE ASSEMBLY LENGTH LABEL PLACEMENT: 36 INCHES OR LESS, ONE LABEL APPROXIMATELY CENTERED. LONGER THAN 36 INCHES, TWO LABELS APPROXIMATELY 6 INCHES FROM EACH CONNECTOR.
2. CABLE ASSEMBLIES SHALL BE TESTED FOR CONTINUITY.
3. CABLE ASSEMBLY LENGTH DETERMINED BY PN AS ILLUSTRATED: LC3MSA00485-XX (-XX = OAL IN INCHES)

REGULATORY COMPLIANCE:
EU ROHS DIRECTIVE (MOST RECENT RELEASED VERSION)

THE INFORMATION CONTAINED IN THIS DRAWING IS THE SOLE PROPERTY OF INFINITE ELECTRONICS, INC. ANY REPRODUCTION IN WHOLE OR IN PART WITHOUT THE WRITTEN PERMISSION OF INFINITE ELECTRONICS, INC. IS PROHIBITED. THESE COMMODITIES, TECHNOLOGY OR SOFTWARE WERE EXPORTED FROM THE UNITED STATES IN ACCORDANCE WITH THE EXPORT ADMINISTRATION REGULATIONS. DIVERSION CONTRARY TO U.S. LAW PROHIBITED.

<p>L-com an INFINITE brand</p> <p>Website: www.L-com.com Phone: 1.800.341.5266 1.978.682.6936</p>	<p>INTERPRET ALL DIMENSIONS AND TOLERANCES PER ASME Y14.5</p>
	<p>SCALE: NONE</p> <p>SHEET: 1 OF 1</p>
<p>DESCRIPTION: LEAD FREE 3-LUG TRB BULKHEAD INSULATED JACK WITH BLUNT CUT FOR 78 OHM FMBC-30-02003 CABLE</p>	<p>REV: A</p>
<p>SIZE: A</p> <p>ITEM NO.: LC3MSA00485</p>	<p>REV: A</p>
<p>UNLESS OTHERWISE SPECIFIED, LEADING DIMENSIONS ARE IN INCHES. DIMENSIONS IN [] ARE MILLIMETERS.</p> <p>TOLERANCES:</p> <p>.X = ±.2 [5]</p> <p>.XX = ±.02 [0.5]</p> <p>.XXX = ±.005 [0.13]</p> <p>FRACTIONS: ± 1/32</p> <p>ANGLES ± 1°</p> <p>CABLE LENGTH TOLERANCES:</p> <p><12 [305] = +1 [25] / -0</p> <p>>12 [305] < 60 [1524] = +2 [51] / -0</p> <p>>60 [1524] < 120 [3048] = +4 [102] / -0</p> <p>>120 [3048] < 300 [7620] = +6 [152] / -0</p> <p>>300 [7620] = +5% / -0</p> <p>ALL DIMENSIONS ARE FOR REFERENCE ONLY AND SUBJECT TO CHANGE WITHOUT NOTICE UNLESS DIMENSIONS ON CRITICAL FEATURES MAY VARY. COLORS MAY VARY.</p>	<p>DESCRIPTION</p> <p>SIZE</p> <p>SCALE</p> <p>SHEET</p> <p>ITEM NO.</p> <p>DRAWN BY</p> <p>DMAY</p>