

Lead Free 3-Lug TRB Bulkhead Insulated Jack to Jack for 78 Ohm 30-2001-LC, 12" Cable



LC3MSA00554-12

Configuration

- Connector 1: TRB 3-Lug Jack Bulkhead
- Connector 2: TRB 3-Lug Jack Bulkhead
- Cable Type: 30-2001-LC

Features

- MIL-STD-1553
- -20°C to +75°C
- 78 ohms

Applications

- MIL-STD-1553
- Data

Description

L-com's LC3MSA00554-12 is a lead free 3-Lug TRB bulkhead insulated jack to jack for 78 Ohm 30-2001-LC, 12" cable and ships same-day. These flexible RF cable assemblies are ideal for applications where flexure is required. Our L-com TRB 3-Lug to TRB 3-Lug cable assembly has a jack to jack gender configuration with 78 Ohm flexible 30-2001-LC series coax and operates to 400 MHz. L-com's RF cable assembly with TRB 3-Lug bulkhead interface enables system designers to have external connections on their product enclosures or to be used for other rack mount and panel mount applications.

Custom versions of this TRB 3-Lug jack to TRB 3-Lug jack cable, along with the rest of L-com's other RF assemblies, can also be built and shipped same day. Other available RF cable assembly value added services from L-com include connector orientation or clocking, heat shrink booting and custom labeling. RF testing can also be performed to document the electrical performance of your cable assembly. Contact a sales representative for testing or custom RF cable quotes. Part number LC3MSA00554-12 L-com Lead Free 3-Lug TRB Bulkhead Insulated Jack to Jack for 78 Ohm 30-2001-LC, 12" Cable data sheet PDF includes details of the RF product specifications, CAD drawing(s) and dimensions below.

Electrical Specifications

| Description | Minimum | Typical | Maximum | Units |
|------------------------|---------|--------------|---------|--------------|
| Frequency Range | DC | | 400 | MHz |
| Capacitance | | 19.7 [64.63] | | pF/ft [pF/m] |
| Operating Voltage (AC) | | | 1,000 | Vrms |

Specifications by Frequency

| Description | F1 | F2 | F3 | F4 | F5 | Units |
|-----------------------|-------|------|-------|------|------|-------|
| Frequency | 10 | 50 | 100 | 200 | 400 | MHz |
| Insertion Loss (Typ.) | 0.221 | 0.25 | 0.275 | 0.31 | 0.36 | dB |

Electrical Specification Notes:

The Insertion Loss data above is based on the performance specifications of the coax and connectors used in this assembly. The Insertion Loss includes an estimated insertion loss of 0.1 dB per connector.

Lead Free 3-Lug TRB Bulkhead Insulated Jack to Jack for 78 Ohm 30-2001-LC, 12" Cable



LC3MSA00554-12

Mechanical Specifications

Cable Assembly

| | |
|---------|---------------------|
| Length* | 12 in [304.8 mm] |
| Weight | 0.144 lbs [65.32 g] |

Cable

| | |
|--------------------------------------|----------------------|
| Cable Type | 30-2001-LC |
| Impedance | 78 Ohms |
| Inner Conductor Type | Stranded |
| Inner Conductor Material and Plating | Copper, Silver |
| Dielectric Type | PE |
| Shield Layer 1 | Silver Plated Copper |
| Jacket Material | PVC, Blue |

| | |
|------------------------------|--------------------|
| One Time Minimum Bend Radius | 2.42 in [61.47 mm] |
|------------------------------|--------------------|

Connectors

| Description | Connector 1 | Connector 2 |
|---------------------------------------|------------------------------|------------------------------|
| Type | TRB 3-Lug Jack Bulkhead | TRB 3-Lug Jack Bulkhead |
| Impedance | 78 Ohms | 78 Ohms |
| Contact Material and Plating | Bronze, Gold 30 micro inches | Bronze, Gold 30 micro inches |
| Contact Plating Specification | ASTM-B-488 | ASTM-B-488 |
| Dielectric Type | Teflon | Teflon |
| Outer Conductor Material and Plating | Phosphor Bronze, Gold | Phosphor Bronze, Gold |
| Outer Conductor Plating Specification | 30 micro inches | 30 micro inches |
| Body Material and Plating | Brass, Nickel | Brass, Nickel |
| Body Plating Specification | ASTM-B-733 | ASTM-B-733 |

Environmental Specifications

Temperature

| | |
|-----------------|------------------|
| Operating Range | -20 to +75 deg C |
|-----------------|------------------|

Compliance Certifications (see [product page](#) for current document)

Plotted and Other Data

Notes:

Lead Free 3-Lug TRB Bulkhead Insulated Jack to
Jack for 78 Ohm 30-2001-LC, 12" Cable



LC3MSA00554-12

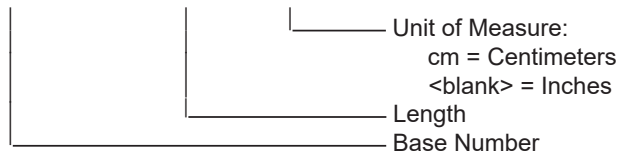
How to Order

Part Number Configuration:

LC3MSA00554

- **xx**

uu

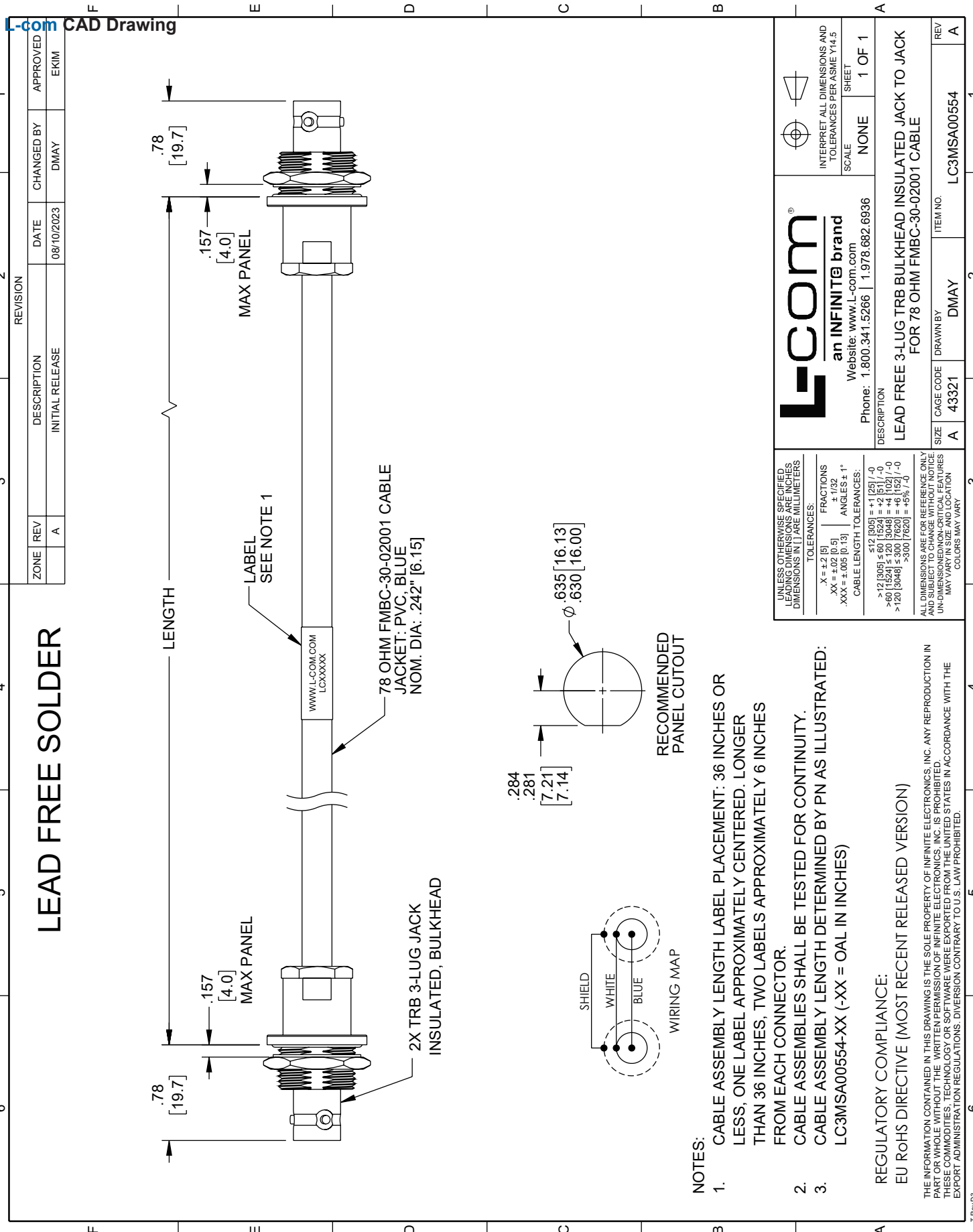


Example: LC3MSA00554-12 = 12 inches long cable
LC3MSA00554-100cm = 100 cm long cable

Lead Free 3-Lug TRB Bulkhead Insulated Jack to Jack for 78 Ohm 30-2001-LC, 12" Cable from L-com has same day shipment for domestic and International orders. L-com is a leading manufacturer of wired and wireless connectivity products and committed to in-stock availability and same day shipping. Our portfolio includes coaxial cable assemblies, connectors, adapters and custom products as well as lightning and surge protectors, NEMA rated enclosures, and an RF product line which includes antennas, amplifiers, passive, and active components.

The information contained within this document is accurate to the best of our knowledge and representative of the part described herein. It may be necessary to make modifications to the part and/or the documentation of the part in order to impliment improvements. L-com reserves the right to make such changes as required. Unless otherwise stated, all specifications are nominal. L-com does not make any representation or warranty regarding the suitability of the part described herein for any particular purpose, and L-com does not assume liability arising out of the use of any part or document.ontained within this document is accurate to the best of our knowledge and representative of the part described herein. It may be necessary to make modifications to the part and/or the documentation of the part in order to impliment improvements. L-com reserves the right to make such changes as required. Unless otherwise stated, all specifications are nominal. L-com does not make any representation or warranty regarding the suitability of the part described herein for any particular purpose, and L-com does not assume liability arising out of the use of any part or document.

Lead Free 3-Lug TRB Bulkhead Insulated Jack to Jack for 78 Ohm 30-2001-LC, 12" Cable



| | |
|-------------------|-----------------|
| L-com CAD Drawing | |
| ZONE | REV |
| A | A |
| DESCRIPTION | INITIAL RELEASE |
| DATE | 08/10/2023 |
| CHANGED BY | DMAY |
| APPROVED | EKIM |

| | |
|-------------|-----------------|
| REVISION | 1 |
| DESCRIPTION | INITIAL RELEASE |
| DATE | 08/10/2023 |
| CHANGED BY | DMAY |
| APPROVED | EKIM |

LC3MSA00554-12 REV 1.0 | © 2020 Infinite Electronics, Inc. L-com is a registered trademark of Infinite Electronics, Inc.

USA & Canada (800) 341-5266 | International (978) 682-6936 | l-com.com

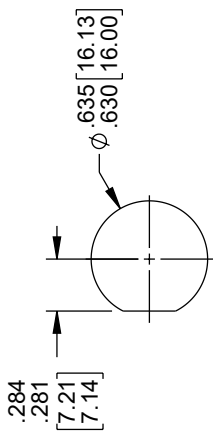
NOTES:

1. CABLE ASSEMBLY LENGTH LABEL PLACEMENT: 36 INCHES OR LESS, ONE LABEL APPROXIMATELY CENTERED. LONGER THAN 36 INCHES, TWO LABELS APPROXIMATELY 6 INCHES FROM EACH CONNECTOR.
2. CABLE ASSEMBLIES SHALL BE TESTED FOR CONTINUITY.
3. CABLE ASSEMBLY LENGTH DETERMINED BY PN AS ILLUSTRATED: LC3MSA00554-XX (-XX = OAL IN INCHES)

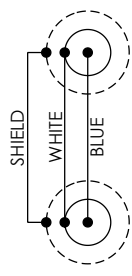
REGULATORY COMPLIANCE:

EU RoHS DIRECTIVE (MOST RECENT RELEASED VERSION)

THE INFORMATION CONTAINED IN THIS DRAWING IS THE SOLE PROPERTY OF INFINITE ELECTRONICS, INC. ANY REPRODUCTION IN WHOLE OR IN PART WITHOUT THE WRITTEN PERMISSION OF INFINITE ELECTRONICS, INC. IS PROHIBITED. THESE COMMODITIES, TECHNOLOGY OR SOFTWARE WERE EXPORTED FROM THE UNITED STATES IN ACCORDANCE WITH THE EXPORT ADMINISTRATION REGULATIONS. DIVERSION CONTRARY TO U.S. LAW PROHIBITED.



RECOMMENDED PANEL CUTOUT



WIRING MAP

L-com
an INFINITE brand
Website: www.L-com.com
Phone: 1.800.341.5266 | 1.978.682.6936

INTERPRET ALL DIMENSIONS AND TOLERANCES PER ASME Y14.5
SCALE: NONE
SHEET: 1 OF 1

DESCRIPTION: LEAD FREE 3-LUG TRB BULKHEAD INSULATED JACK TO JACK FOR 78 OHM FMBC-30-02001 CABLE

| | | | |
|------|-----------|----------|-------------|
| SIZE | CAGE CODE | DRAWN BY | ITEM NO. |
| A | 43321 | DMAY | LC3MSA00554 |

UNLESS OTHERWISE SPECIFIED, LEADING DIMENSIONS ARE IN INCHES, DIMENSIONS IN [] ARE MILLIMETERS.

| | |
|---------------------|-------------|
| TOLERANCES: | FRACTIONS |
| .X = ±.2 [5] | ± 1/32 |
| .XX = ±.02 [0.5] | ± 1/64 |
| .XXX = ±.005 [0.13] | ANGLES ± 1° |

CABLE LENGTH TOLERANCES:

| | |
|--------------------------|------------|
| <12 [305] | ±.125 [-0] |
| >12 [305] < 60 [1524] | ±.25 [-0] |
| >60 [1524] < 120 [3048] | ±.5 [-0] |
| >120 [3048] < 300 [7620] | ±.75 [-0] |
| >300 [7620] | ±1.5 [-0] |

ALL DIMENSIONS ARE FOR REFERENCE ONLY. UNDIMENSIONED NON-CRITICAL FEATURES MAY VARY. COLORS MAY VARY.