

N Male Right Angle to TNC Male Cable Assembly using LC141TBJ Coax, 3 FT



LCCA30514-FT3

Configuration


- Connector 1: N Male Right Angle
- Connector 2: TNC Male
- Cable Type: LC141TBJ

Features

- Max Frequency 6 GHz
- Shielding Effectivity > 100dB
- PTFE Dielectric with 70.0% VoP
- Hand Formable
- Tin Filled Copper Braid Outer Conductor
- FEP Jacket

Applications

- General Purpose
- Laboratory Use
- System Interconnect



Description

L-com's LCCA30514-FT3 is a N male right angle to TNC male cable assembly using LC141TBJ coax, 3 FT and ships same-day. The LC141TBJ coax of this N cable uses the PTFE dielectric with a VoP of 70%. These formable RF cable assemblies are a great alternative to expensive semi-rigid assemblies because they can be hand formed to fit specific designs. Our L-com N to TNC cable assembly has a male to male gender configuration with formable LC141TBJ series coax and operates to 6 GHz. The jacketed tinned copper braid outer conductor is easily formed by hand with an overall diameter of 0.161 inches and excellent shielding effectiveness greater than 100dB. This right angle N cable interface on the LC141TBJ coax allows for easier connections in tight spaces.

Custom versions of this N male to N male cable, along with the rest of L-com's other RF assemblies, can also be built and shipped same day. Other available RF cable assembly value added services from L-com include connector orientation or clocking, heat shrink booting and custom labeling. RF testing can also be performed to document the electrical performance of your cable assembly. Contact a sales representative for testing or custom RF cable quotes. Part number LCCA30514-FT3 L-com N Male Right Angle to TNC Male Cable Assembly using LC141TBJ Coax, 3 FT data sheet PDF includes details of the RF product specifications, CAD drawing(s) and dimensions below.

N Male Right Angle to TNC Male Cable Assembly using LC141TBJ Coax, 3 FT



LCCA30514-FT3

Electrical Specifications

Description	Minimum	Typical	Maximum	Units
Frequency Range	DC		6	GHz
VSWR			1.45:1	
Velocity of Propagation		70		%
RF Shielding	100			dB
Group Delay		1.43 [4.69]		ns/ft [ns/m]
Capacitance		29 [95.14]		pF/ft [pF/m]
DC Resistance Inner Conductor		7.28 [23.88]		Ohms/1000ft [Ohms/Km]
DC Resistance Outer Conductor		5.5 [18.04]		Ohms/1000ft [Ohms/Km]

Specifications by Frequency

Description	F1	F2	F3	F4	F5	Units
Frequency	0.5	1	2.5	6		GHz
Insertion Loss (Typ.)	0.45	0.58	0.77	1.25		dB

Electrical Specification Notes:

The Insertion Loss data above is based on the performance specifications of the coax cable and connectors used in this assembly. The Insertion Loss includes an estimated insertion loss of 0.1 dB for the straight connector and 0.2 dB for the right angle connector.

Mechanical Specifications

Cable Assembly

Length 36 in [914.4 mm]
Diameter 0.79 in [20.07 mm]

Cable

Cable Type LC141TBJ
Impedance 50 Ohms
Inner Conductor Type Solid
Inner Conductor Material and Plating Copper, Silver
Dielectric Type PTFE
Outer Conductor Material and Plating Tinned Copper Braid
Jacket Material FEP, Black
Jacket Diameter 0.161 in [4.09 mm]

One Time Minimum Bend Radius 0.315 in [8 mm]
Repeated Minimum Bend Radius 1.575 in [40.01 mm]

N Male Right Angle to TNC Male Cable Assembly using LC141TBJ Coax, 3 FT



LCCA30514-FT3

Connectors

Description	Connector 1	Connector 2
Type	N Male Right Angle	TNC Male
Impedance	50 Ohms	50 Ohms
Contact Material and Plating	Brass, Gold over Nickel	Brass, Gold over Nickel
Dielectric Type	PTFE	PTFE
Body Material and Plating	Brass, Nickel	Brass, Nickel
Coupling Nut Material and Plating	Brass, Nickel	Brass, Nickel

Environmental Specifications

Temperature

Operating Range -65 to +150 deg C

Compliance Certifications (see [product page](#) for current document)

Plotted and Other Data

Notes:

N Male Right Angle to TNC Male Cable Assembly using LC141TBJ Coax, 3 FT

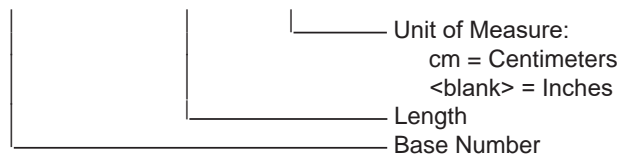


LCCA30514-FT3

How to Order

Part Number Configuration:

LCCA30514 - xx uu



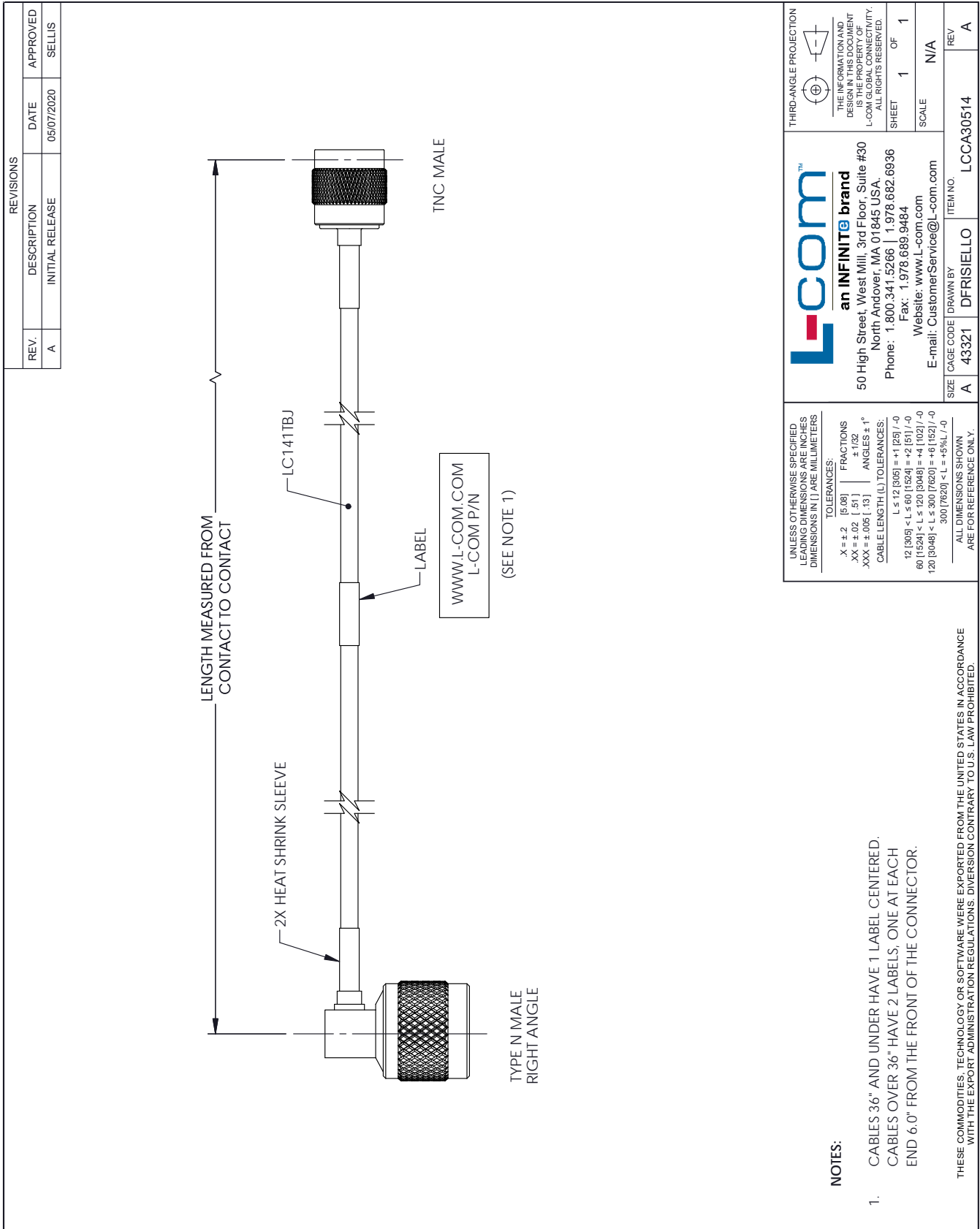
Example: LCCA30514-12 = 12 inches long cable
LCCA30514-100cm = 100 cm long cable

N Male Right Angle to TNC Male Cable Assembly using LC141TBJ Coax, 3 FT from L-com has same day shipment for domestic and International orders. L-com is a leading manufacturer of wired and wireless connectivity products and committed to in-stock availability and same day shipping. Our portfolio includes coaxial cable assemblies, connectors, adapters and custom products as well as lightning and surge protectors, NEMA rated enclosures, and an RF product line which includes antennas, amplifiers, passive, and active components.

The information contained within this document is accurate to the best of our knowledge and representative of the part described herein. It may be necessary to make modifications to the part and/or the documentation of the part in order to implement improvements. L-com reserves the right to make such changes as required. Unless otherwise stated, all specifications are nominal. L-com does not make any representation or warranty regarding the suitability of the part described herein for any particular purpose, and L-com does not assume liability arising out of the use of any part or document contained within this document is accurate to the best of our knowledge and representative of the part described herein. It may be necessary to make modifications to the part and/or the documentation of the part in order to implement improvements. L-com reserves the right to make such changes as required. Unless otherwise stated, all specifications are nominal. L-com does not make any representation or warranty regarding the suitability of the part described herein for any particular purpose, and L-com does not assume liability arising out of the use of any part or document.

N Male Right Angle to TNC Male Cable Assembly using LC141TBJ Coax, 3 FT

L-com CAD Drawing



L-comTM
an INFINITE brand

50 High Street, West Mill, 3rd Floor, Suite #30
North Andover, MA 01845 USA
Phone: 1.800.341.5266 | 1.978.682.6936
Fax: 1.978.689.9484
Website: www.L-com.com
E-mail: CustomerService@L-com.com

THIRD-ANGLE PROJECTION

THE INFORMATION AND DESIGN IN THIS DOCUMENT IS THE PROPERTY OF L-COM GLOBAL CONNECTIVITY. ALL RIGHTS RESERVED.

SHEET 1 OF 1

SCALE N/A

SIZE	CAGE CODE	DRAWN BY	ITEM NO.
A	43321	DFRISIELLO	LCCA30514
			REV A

UNLESS OTHERWISE SPECIFIED, LEADING DIMENSIONS ARE INCHES DIMENSIONS IN [] ARE MILLIMETERS

TOLERANCES:

X = ± .2	[.06]	FRACTIONS
.XX = ± .02	[.51]	± 1/32
.XXX = ± .005	[.13]	ANGLES ± 1°

CABLE LENGTH (L) TOLERANCES:

L ≤ 12 [305]	= +1 [25] / -0
12 [305] < L ≤ 60 [1524]	= +2 [51] / -0
60 [1524] < L ≤ 120 [3048]	= +4 [102] / -0
120 [3048] < L ≤ 300 [7620]	= +6 [152] / -0
300 [7620] < L	= +5% L / -0

ALL DIMENSIONS SHOWN ARE FOR REFERENCE ONLY.

NOTES:

- CABLES 36" AND UNDER HAVE 1 LABEL CENTERED. CABLES OVER 36" HAVE 2 LABELS; ONE AT EACH END 6.0" FROM THE FRONT OF THE CONNECTOR.

THESE COMMODITIES, TECHNOLOGY OR SOFTWARE WERE EXPORTED FROM THE UNITED STATES IN ACCORDANCE WITH THE EXPORT ADMINISTRATION REGULATIONS. DIVERSION CONTRARY TO U.S. LAW PROHIBITED.

T-RevD