

N Female to TNC Male Cable Assembly using LC085TB Coax, 3 FT



LCCA30584-FT3

Configuration

- Connector 1: N Female
- Connector 2: TNC Male
- Cable Type: LC085TB

Features

- Max Frequency 6 GHz
- Shielding Effectivity > 100dB
- PTFE Dielectric with 69.5% VoP
- Hand Formable
- Tin Filled Copper Composite Braid Outer Conductor

Applications

- General Purpose
- Laboratory Use
- System Interconnect



Description

L-com's LCCA30584-FT3 is a N female to TNC male cable assembly using LC085TB coax, 3 FT and ships same-day. The LC085TB coax of this N cable uses the PTFE dielectric with a VoP of 69.5%. These formable RF cable assemblies are a great alternative to expensive semi-rigid assemblies because they can be hand formed to fit specific designs. Our L-com N to TNC cable assembly has a female to male gender configuration with formable LC085TB series coax and operates to 6 GHz. The tin plated copper outer conductor can be easily formed by hand and has an overall diameter of 0.085 inches.

Custom versions of this N female to N male cable, along with the rest of L-com's other RF assemblies, can also be built and shipped same day. Other available RF cable assembly value added services from L-com include connector orientation or clocking, heat shrink booting and custom labeling. RF testing can also be performed to document the electrical performance of your cable assembly. Contact a sales representative for testing or custom RF cable quotes. Part number LCCA30584-FT3 L-com N Female to TNC Male Cable Assembly using LC085TB Coax, 3 FT data sheet PDF includes details of the RF product specifications, CAD drawing(s) and dimensions below.

N Female to TNC Male Cable Assembly using LC085TB Coax, 3 FT



LCCA30584-FT3

Electrical Specifications

Description	Minimum	Typical	Maximum	Units
Frequency Range	DC		6	GHz
VSWR			1.45:1	
Velocity of Propagation		69.5		%
Capacitance		29 [95.14]		pF/ft [pF/m]
DC Resistance Inner Conductor		65.7 [215.55]		Ohms/1000ft [Ohms/Km]
DC Resistance Outer Conductor		10.2 [33.46]		Ohms/1000ft [Ohms/Km]

Specifications by Frequency

Description	F1	F2	F3	F4	F5	Units
Frequency	0.5	1	2.5	6		GHz
Insertion Loss (Typ.)	0.65	0.9	1.25	2		dB

Electrical Specification Notes:

The Insertion Loss data above is based on the performance specifications of the coax cable and connectors used in this assembly. The Insertion Loss includes an estimated insertion loss of 0.1 dB per connector.

Mechanical Specifications

Cable Assembly

Length	36 in [914.4 mm]
Diameter	0.63 in [16 mm]

Cable

Cable Type	LC085TB
Impedance	50 Ohms
Inner Conductor Type	Solid
Inner Conductor Material and Plating	Copper Clad Steel, Silver
Dielectric Type	PTFE
Number of Shields	1
Outer Conductor Material and Plating	Copper, Tin
Outer Conductor Diameter	0.085 in [2.16 mm]
Repeated Minimum Bend Radius	0.78 in [19.81 mm]

N Female to TNC Male Cable Assembly using LC085TB Coax, 3 FT



LCCA30584-FT3

Connectors

Description	Connector 1	Connector 2
Type	N Female	TNC Male
Impedance	50 Ohms	50 Ohms
Contact Material and Plating	Phosphor Bronze, Gold	Brass, Gold over Nickel
Dielectric Type	PTFE	PTFE
Body Material and Plating	Brass, Nickel	Brass, Nickel
Coupling Nut Material and Plating		Brass, Nickel

Compliance Certifications (see [product page](#) for current document)

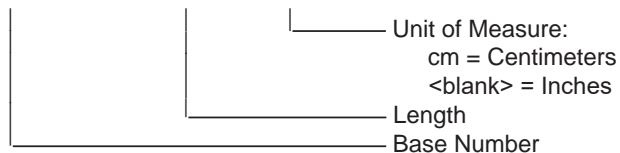
Plotted and Other Data

Notes:

How to Order

Part Number Configuration:

LCCA30584 - xx uu



Example: LCCA30584-12 = 12 inches long cable
LCCA30584-100cm = 100 cm long cable

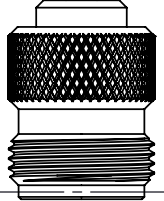
N Female to TNC Male Cable Assembly using LC085TB Coax, 3 FT from L-com has same day shipment for domestic and International orders. L-com is a leading manufacturer of wired and wireless connectivity products and committed to in-stock availability and same day shipping. Our portfolio includes coaxial cable assemblies, connectors, adapters and custom products as well as lightning and surge protectors, NEMA rated enclosures, and an RF product line which includes antennas, amplifiers, passive, and active components.

The information contained within this document is accurate to the best of our knowledge and representative of the part described herein. It may be necessary to make modifications to the part and/or the documentation of the part in order to implement improvements. L-com reserves the right to make such changes as required. Unless otherwise stated, all specifications are nominal. L-com does not make any representation or warranty regarding the suitability of the part described herein for any particular purpose, and L-com does not assume liability arising out of the use of any part or document. The information contained within this document is accurate to the best of our knowledge and representative of the part described herein. It may be necessary to make modifications to the part and/or the documentation of the part in order to implement improvements. L-com reserves the right to make such changes as required. Unless otherwise stated, all specifications are nominal. L-com does not make any representation or warranty regarding the suitability of the part described herein for any particular purpose, and L-com does not assume liability arising out of the use of any part or document.

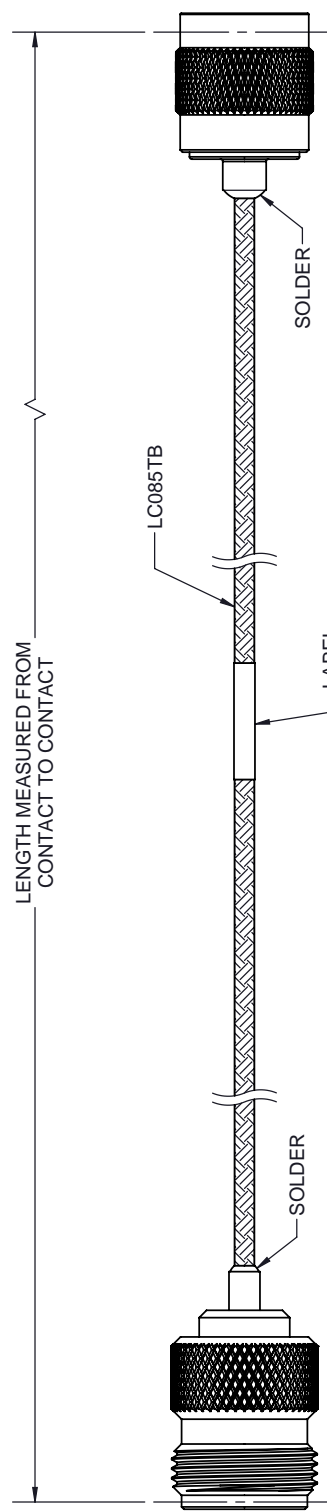
N Female to TNC Male Cable Assembly using LC085TB Coax, 3 FT

L-com CAD Drawing

REVISIONS			
REV.	DESCRIPTION	DATE	APPROVED
A	INITIAL RELEASE	06/02/2020	SELLIS



N FEMALE



LENGTH MEASURED FROM CONTACT TO CONTACT

LC085TB

SOLDER

LABEL

SOLDER

TNC MALE

WWW.L-COM.COM
L-COM P/N
(SEE NOTE 1)

NOTES:

- CABLES 36" AND UNDER HAVE 1 LABEL CENTERED. CABLES OVER 36" HAVE 2 LABELS, ONE AT EACH END 6.0" FROM THE END OF THE CONNECTOR.

UNLESS OTHERWISE SPECIFIED LEADING DIMENSIONS ARE INCHES DIMENSIONS IN [] ARE MILLIMETERS

TOLERANCES:

.X ± .2 [5.08]	FRACTIONS ± 1/32	ANGLES ± 1°
.XX ± .02 [.51]		
.XXX ± .005 [.13]		

CABLE LENGTH (L) TOLERANCES:

L ≤ 12 [305] = +1 [25] / -0	12 [305] < L ≤ 60 [1524] = +2 [61] / -0	60 [1524] < L ≤ 120 [3048] = +4 [102] / -0
120 [3048] < L ≤ 300 [7620] = +6 [152] / -0	300 [7620] < L = +5%L / -0	

ALL DIMENSIONS SHOWN ARE FOR REFERENCE ONLY.

L-com™
an INFINITE brand

50 High Street, West Mill, 3rd Floor, Suite #30
North Andover, MA 01845 USA.
Phone: 1.800.341.5266 | 1.978.682.6936
Fax: 1.978.689.9484
Website: www.L-com.com
E-mail: CustomerService@L-com.com

THIRD-ANGLE PROJECTION

THE INFORMATION AND DESIGN IN THIS DOCUMENT IS THE PROPERTY OF L-COM GLOBAL CONNECTIVITY. ALL RIGHTS RESERVED.

SHEET 1 OF 1

SCALE N/A

SIZE	CAGE CODE	DRAWN BY	ITEM NO.	REV
A	43321	BPUCHASKI	LCCA30584	A

THESE COMMODITIES, TECHNOLOGY OR SOFTWARE WERE EXPORTED FROM THE UNITED STATES IN ACCORDANCE WITH THE EXPORT ADMINISTRATION REGULATIONS. DIVERSION CONTRARY TO U.S. LAW PROHIBITED.

T-Rev D