

N Male Right Angle to TNC Male Cable Assembly using RG58 Coax, 10 FT



LCCA30703-FT10

Configuration

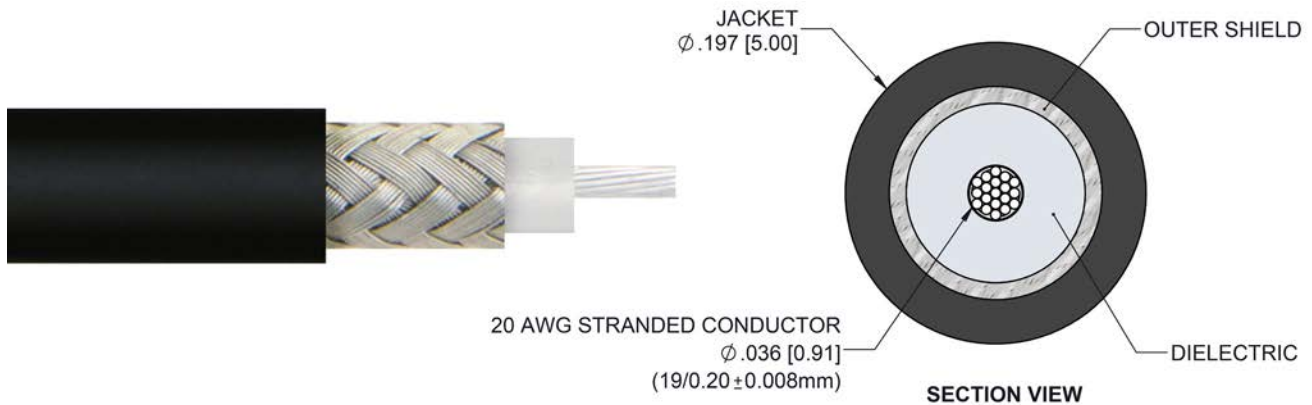
- Connector 1: N Male Right Angle
- Connector 2: TNC Male
- Cable Type: RG58

Features

- 50 Ohm RF (Radio Frequency) Transmission
- RG58 stranded center conductor enhances flexibility
- Same day shipping available
- Right angle body style accommodates tight fit applications
- Heat shrink strain relief for a highly durable RF cable assembly

Applications

- RFID systems up to 1 GHz
- General Purpose Test and Measurements
- Wireless Infrastructure
- GPS Timing and telematics



Description

L-com's LCCA30703-FT10 is a N male right angle to TNC male cable assembly using RG58 coax, 10 FT and ships same-day. The RG58 coax of this N cable uses the PTFE dielectric with a VoP of 69.5%. These flexible RF cable assemblies are ideal for applications where flexure is required. Our L-com N to TNC cable assembly has a male to male gender configuration with flexible RG58 series coax and operates to 1 GHz. The shielding of this N cable is comprised of tinned copper braid. This right angle N cable interface on the RG58 coax allows for easier connections in tight spaces.

Custom versions of this N male to N male cable, along with the rest of L-com's other RF assemblies, can also be built and shipped same day. Other available RF cable assembly value added services from L-com include connector orientation or clocking, heat shrink booting and custom labeling. RF testing can also be performed to document the electrical performance of your cable assembly. Contact a sales representative for testing or custom RF cable quotes. Part number LCCA30703-FT10 L-com N Male Right Angle to TNC Male Cable Assembly using RG58 Coax, 10 FT data sheet PDF includes details of the RF product specifications, CAD drawing(s) and dimensions below.

Electrical Specifications

Description	Minimum	Typical	Maximum	Units
Frequency Range	DC		1,000	MHz

N Male Right Angle to TNC Male Cable Assembly using RG58 Coax, 10 FT



LCCA30703-FT10

VSWR		1.4:1	
Velocity of Propagation	69.5		%
Capacitance	16.1 [52.82]		pF/ft [pF/m]

Specifications by Frequency

Description	F1	F2	F3	F4	F5	Units
Frequency	50	100	200	400	1,000	MHz
Insertion Loss (Typ.)	0.63	0.8	1.03	1.45	2.45	dB

Electrical Specification Notes:

The Insertion Loss data above is based on the performance specifications of the coax cable and connectors used in this assembly. The Insertion Loss includes an estimated insertion loss of 0.1 dB per straight connector and 0.2 dB per right angle connector.

Mechanical Specifications

Cable Assembly

Length 120 in [304.8 cm]

Cable

Cable Type RG58
 Impedance 50 Ohms
 Inner Conductor Type Stranded
 Inner Conductor Material and Plating Copper, Silver
 Dielectric Type PTFE
 Number of Shields 1
 Shield Layer 1 Tinned Copper Braid
 Jacket Material PVC, Black
 Jacket Diameter 0.197 in [5 mm]
 Repeated Minimum Bend Radius 2 in [50.8 mm]

N Male Right Angle to TNC Male Cable Assembly using RG58 Coax, 10 FT



LCCA30703-FT10

Connectors

Description	Connector 1	Connector 2
Type	N Male Right Angle	TNC Male
Impedance	50 Ohms	50 Ohms
Contact Material and Plating	Phosphor Bronze, Gold	Brass, Gold
Dielectric Type	PTFE	PTFE
Body Material and Plating	Brass, Nickel	Brass, Nickel
Coupling Nut Material and Plating	Brass, Nickel	Brass, Nickel

Environmental Specifications

Temperature

Operating Range -20 to +80 deg C

Compliance Certifications (see [product page](#) for current document)

Plotted and Other Data

Notes:

N Male Right Angle to TNC Male Cable Assembly using RG58 Coax, 10 FT

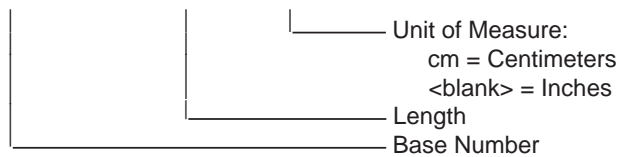


LCCA30703-FT10

How to Order

Part Number Configuration:

LCCA30703 - xx uu



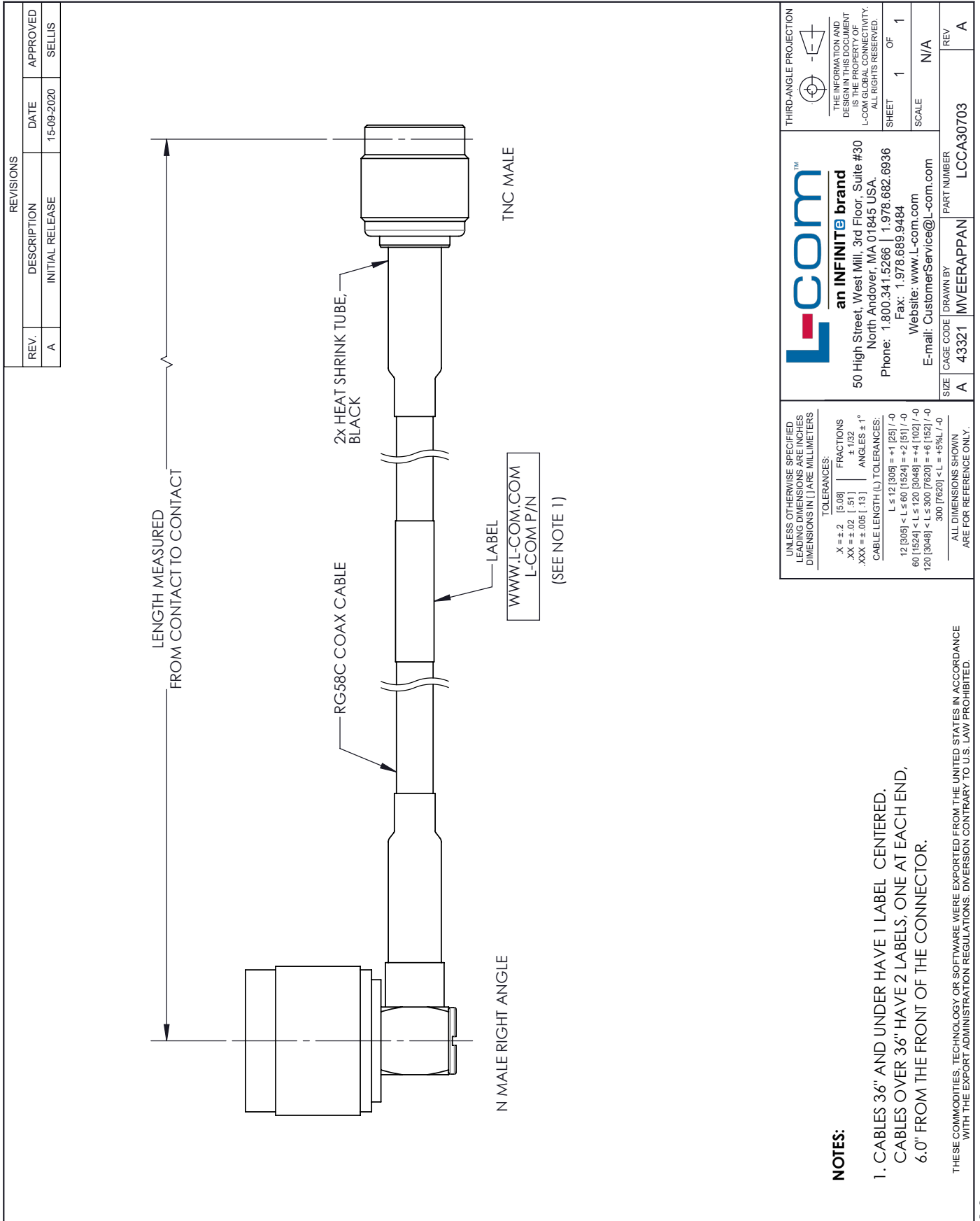
Example: LCCA30703-12 = 12 inches long cable
LCCA30703-100cm = 100 cm long cable

N Male Right Angle to TNC Male Cable Assembly using RG58 Coax, 10 FT from L-com has same day shipment for domestic and International orders. L-com is a leading manufacturer of wired and wireless connectivity products and committed to in-stock availability and same day shipping. Our portfolio includes coaxial cable assemblies, connectors, adapters and custom products as well as lightning and surge protectors, NEMA rated enclosures, and an RF product line which includes antennas, amplifiers, passive, and active components.

The information contained within this document is accurate to the best of our knowledge and representative of the part described herein. It may be necessary to make modifications to the part and/or the documentation of the part in order to impliment improvements. L-com reserves the right to make such changes as required. Unless otherwise stated, all specifications are nominal. L-com does not make any representation or warranty regarding the suitability of the part described herein for any particular purpose, and L-com does not assume liability arising out of the use of any part or document.ontained within this document is accurate to the best of our knowledge and representative of the part described herein. It may be necessary to make modifications to the part and/or the documentation of the part in order to impliment improvements. L-com reserves the right to make such changes as required. Unless otherwise stated, all specifications are nominal. L-com does not make any representation or warranty regarding the suitability of the part described herein for any particular purpose, and L-com does not assume liability arising out of the use of any part or document.

N Male Right Angle to TNC Male Cable Assembly using RG58 Coax, 10 FT

L-com CAD Drawing



NOTES:

1. CABLES 36" AND UNDER HAVE 1 LABEL CENTERED. CABLES OVER 36" HAVE 2 LABELS, ONE AT EACH END, 6.0" FROM THE FRONT OF THE CONNECTOR.

THESE COMMODITIES, TECHNOLOGY OR SOFTWARE WERE EXPORTED FROM THE UNITED STATES IN ACCORDANCE WITH THE EXPORT ADMINISTRATION REGULATIONS. DIVERSION CONTRARY TO U.S. LAW PROHIBITED.

T-Rev D