

Fire Rated 4.3-10 Male to N Female Low PIM Cable Using SPF-375 Coax Using Times Microwave Parts 3 Meters



## LCCA31006-M3

### Configuration


- Connector 1: 4.3-10 Male
- Connector 2: N Female
- Cable Type: SPF-375-LC

### Features

- 100% Tested with PIM Test Results Marked on Cable
- Lightweight and Extremely Flexible
- Low Loss with Excellent VSWR
- IP67 (when mated)
- Using Times Microwave Components

### Applications

- Distributed Antenna Systems (DAS)
- Multi-Carrier Communication Systems
- PIM Testing



### Description

L-com's LCCA31006-M3 is a fire rated 4.3-10 male to N female low PIM cable using SPF-375 coax using Times Microwave parts 3 meters and ships same-day. The SPF-375-LC coax of this 4.3-10 cable uses the foam PE dielectric with a VoP of 83%. These corrugated RF cable assemblies are extremely durable and ideal for high power applications. Our L-com 4.3-10 to N cable assembly has a male to female gender configuration with corrugated SPF-375-LC series coax and operates to 6 GHz. The jacketed copper shield provides reliable durability. With passive intermodulation levels better than -158 dBc, our cable assembly design is ideal where low PIM is desired. Times Microwave cable is used in each assembly and TMS components are used to form connections with the super flexible low PIM cable. These cable assemblies are expertly built to satisfy your specific need with high quality Times Microwave Systems manufactured parts.

Custom versions of this 4.3-10 male to 4.3-10 female cable, along with the rest of L-com's other RF assemblies, can also be built and shipped same day. Other available RF cable assembly value added services from L-com include connector orientation or clocking, heat shrink booting and custom labeling. RF testing can also be performed to document the electrical performance of your cable assembly. Contact a sales representative for testing or custom RF cable quotes. Part number LCCA31006-M3 L-com Fire Rated 4.3-10 Male to N Female Low PIM Cable Using SPF-375 Coax Using Times Microwave Parts 3 Meters data sheet PDF includes details of the RF product specifications, CAD drawing(s) and dimensions below.

Fire Rated 4.3-10 Male to N Female Low PIM Cable Using  
SPF-375 Coax Using Times Microwave Parts 3 Meters



## LCCA31006-M3

### Electrical Specifications

Description	Minimum	Typical	Maximum	Units
Frequency Range	DC		6	GHz
VSWR			1.4:1	
Velocity of Propagation		83		%
Passive Intermodulation			-158	dBc
Capacitance		24 [78.74]		pF/ft [pF/m]

### Specifications by Frequency

Description	F1	F2	F3	F4	F5	Units
Frequency	0.5	1	2	6		GHz
Insertion Loss (Max.)	0.56	0.8	0.9	0.6		dB

#### Electrical Specification Notes:

PIM test results vary between cables

The insertion Loss data above is based on the performance specifications of the coax cable used in this assembly. The Insertion Loss includes an estimated insertion loss of  $0.1 \cdot \sqrt{\text{FGHz}}$  dB per connector.

### Mechanical Specifications

#### Cable Assembly

Length*	118.11 in [300 cm]
Weight	0.31 lbs [140.61 g]

#### Cable

Cable Type	SPF-375-LC
Impedance	50 Ohms
Inner Conductor Type	Solid
Inner Conductor Material and Plating	Copper Clad Aluminum
Dielectric Type	Foam PE
Number of Shields	1
Shield Layer 1	Helically Corrugated Copper Tube
Outer Conductor Material and Plating	Copper
Jacket Material	FRPE, Black
Jacket Diameter	0.435 in [11.05 mm]
One Time Minimum Bend Radius	1.75 in [44.45 mm]

Fire Rated 4.3-10 Male to N Female Low PIM Cable Using  
SPF-375 Coax Using Times Microwave Parts 3 Meters



## LCCA31006-M3

### Connectors

Description	Connector 1	Connector 2
Type	4.3-10 Male	N Female
Impedance	50 Ohms	50 Ohms
Contact Material and Plating	Brass, Silver	Brass, Silver
Contact Plating Specification	200 µin	196 µin
Dielectric Type	PTFE	PTFE
Outer Conductor Material and Plating		Brass, Tri-Metal
Outer Conductor Plating Specification		118 µin
Body Material and Plating	Brass, Tri-Metal	
Body Plating Specification	80 µin	
Coupling Nut Material and Plating	Brass, Nickel	Brass, Tri-Metal
Coupling Nut Plating Specification	200 µin	118 µin
Torque	9.74 in-lbs 1.1 Nm	13.28 in-lbs 1.5 Nm

### Environmental Specifications

#### Temperature

Operating Range -40 to +85 deg C

Environmental Specification Notes:

CMR (Riser) Fire Rated

**Compliance Certifications** (see [product page](#) for current document)

### Plotted and Other Data

Notes:

- Values at 25°C, sea level.

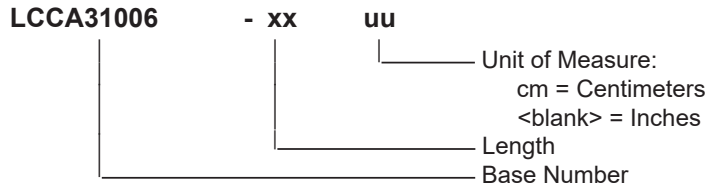
Fire Rated 4.3-10 Male to N Female Low PIM Cable Using SPF-375 Coax Using Times Microwave Parts 3 Meters



**LCCA31006-M3**

**How to Order**

Part Number Configuration:



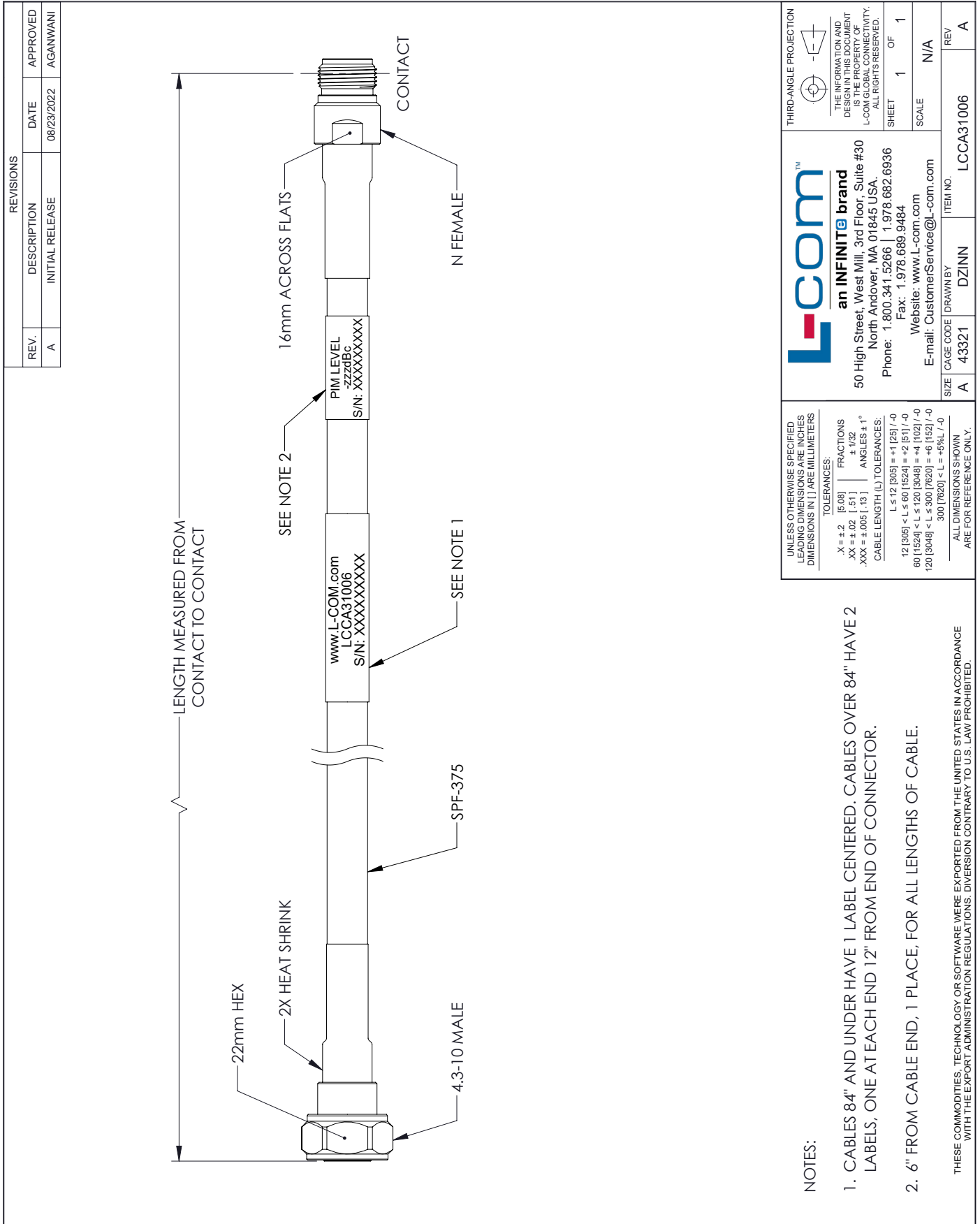
Example: LCCA31006-12 = 12 inches long cable  
LCCA31006-100cm = 100 cm long cable

Fire Rated 4.3-10 Male to N Female Low PIM Cable Using SPF-375 Coax Using Times Microwave Parts 3 Meters from L-com has same day shipment for domestic and International orders. L-com is a leading manufacturer of wired and wireless connectivity products and committed to in-stock availability and same day shipping. Our portfolio includes coaxial cable assemblies, connectors, adapters and custom products as well as lightning and surge protectors, NEMA rated enclosures, and an RF product line which includes antennas, amplifiers, passive, and active components.

The information contained within this document is accurate to the best of our knowledge and representative of the part described herein. It may be necessary to make modifications to the part and/or the documentation of the part in order to impliment improvements. L-com reserves the right to make such changes as required. Unless otherwise stated, all specifications are nominal. L-com does not make any representation or warranty regarding the suitability of the part described herein for any particular purpose, and L-com does not assume liability arising out of the use of any part or document.ontained within this document is accurate to the best of our knowledge and representative of the part described herein. It may be necessary to make modifications to the part and/or the documentation of the part in order to impliment improvements. L-com reserves the right to make such changes as required. Unless otherwise stated, all specifications are nominal. L-com does not make any representation or warranty regarding the suitability of the part described herein for any particular purpose, and L-com does not assume liability arising out of the use of any part or document.

Fire Rated 4.3-10 Male to N Female Low PIM Cable Using  
SPF-375 Coax Using Times Microwave Parts 3 Meters

L-com CAD Drawing



REVISIONS		
REV.	DESCRIPTION	DATE
A	INITIAL RELEASE	08/23/2022
		APPROVED
		AGANWANI

<p>UNLESS OTHERWISE SPECIFIED LEADING DIMENSIONS ARE INCHES DIMENSIONS IN [ ] ARE MILLIMETERS</p> <p>TOLERANCES:</p> <p>.X = ±.2 [ .08]    FRACTIONS ± 1/32                  .XX = ±.02 [ .51]    ANGLES ± 1°                  .XXX = ±.005 [ .13]</p> <p>CABLE LENGTH (L) TOLERANCES:                  L ≤ 12 [305] = ±1 [25] / -0                  12 [305] &lt; L ≤ 60 [1524] = -2 [51] / -0                  60 [1524] &lt; L ≤ 120 [3048] = -4 [102] / -0                  120 [3048] &lt; L ≤ 300 [7620] = -6 [152] / -0                  300 [7620] &lt; L = +5%L / -0</p> <p>ALL DIMENSIONS SHOWN ARE FOR REFERENCE ONLY.</p>	<p>THIRD-ANGLE PROJECTION</p> <p>THE INFORMATION AND DESIGN IN THIS DOCUMENT IS THE PROPERTY OF L-COM GLOBAL CONNECTIVITY. ALL RIGHTS RESERVED.</p> <p>SHEET 1 OF 1</p> <p>SCALE N/A</p>
	<p>REV A</p>

**L-com™**  
an INFINITE brand

50 High Street, West Mill, 3rd Floor, Suite #30  
North Andover, MA 01845 USA.  
Phone: 1.800.341.5266 | 1.978.682.6936  
Fax: 1.978.689.9484  
Website: www.L-com.com  
E-mail: CustomerService@L-com.com

SIZE A    CAGE CODE 43321    DRAWN BY DZINN    ITEM NO. LCCA31006    REV A

NOTES:  
 1. CABLES 84" AND UNDER HAVE 1 LABEL CENTERED. CABLES OVER 84" HAVE 2 LABELS, ONE AT EACH END 12" FROM END OF CONNECTOR.  
 2. 6" FROM CABLE END, 1 PLACE, FOR ALL LENGTHS OF CABLE.

THESE COMMODITIES, TECHNOLOGY OR SOFTWARE WERE EXPORTED FROM THE UNITED STATES IN ACCORDANCE WITH THE EXPORT ADMINISTRATION REGULATIONS. DIVERSION CONTRARY TO U.S. LAW PROHIBITED.