


Plenum 4.3-10 Male Right Angle to 4.3-10 Male Right Angle Low PIM Cable Using SPP-250-LLPL Coax Using Times Microwave Parts 4 Foot



LCCA31046-FT4

Configuration


- Connector 1: 4.3-10 Male Right Angle
- Connector 2: 4.3-10 Male Right Angle
- Cable Type: SPP-250-LLPL

Features

- 100% Tested with PIM Test Results Marked on Cable
- UL910 Plenum Rated Cable
- Lightweight and Extremely Flexible
- Low Loss with Excellent VSWR
- IP67 (when mated)
- Using Times Microwave Components

Applications

- Distributed Antenna Systems (DAS)
- Plenum Installations
- Multi-Carrier Communication Systems
- PIM Testing




Description

L-com's LCCA31046-FT4 is a plenum 4.3-10 male right angle to 4.3-10 male right angle low PIM cable using SPP-250-LLPL coax using Times Microwave parts 4 foot and ships same-day. The SPP-250-LLPL coax of this 4.3-10 cable uses the PTFE dielectric with a VoP of 76%. These corrugated RF cable assemblies are extremely durable and ideal for high power applications. Our L-com 4.3-10 to 4.3-10 cable assembly has a male to male gender configuration with corrugated SPP-250-LLPL series coax and operates to 5.8 GHz. The jacketed copper shield provides reliable durability and excellent shielding effectiveness greater than 100dB. This right angle 4.3-10 cable interface on the SPP-250-LLPL coax allows for easier connections in tight spaces. With passive intermodulation levels better than -160 dBc, our cable assembly design is ideal where low PIM is desired. Times Microwave cable is used in each assembly and TMS components are used to form connections with the super flexible low PIM cable. These cable assemblies are expertly built to satisfy your specific need with high quality Times Microwave Systems manufactured parts.

Custom versions of this 4.3-10 male to 4.3-10 male cable, along with the rest of L-com's other RF assemblies, can also be built and shipped same day. Other available RF cable assembly value added services from L-com include connector orientation or clocking, heat shrink booting and custom labeling. RF testing can also be performed to document the electrical performance of your cable assembly. Contact a sales representative for testing or custom RF cable quotes. Part number LCCA31046-FT4 L-com Plenum 4.3-10 Male Right Angle to 4.3-10 Male Right Angle Low PIM Cable Using SPP-250-LLPL Coax Using Times Microwave Parts 4 Foot data sheet PDF includes details of the RF product specifications, CAD drawing(s) and dimensions below.

Plenum 4.3-10 Male Right Angle to 4.3-10 Male Right Angle Low PIM Cable Using SPP-250-LLPL Coax Using Times Microwave Parts 4 Foot



LCCA31046-FT4

Electrical Specifications

Description	Minimum	Typical	Maximum	Units
Frequency Range	DC		5.8	GHz
VSWR			1.4:1	
Velocity of Propagation		76		%
RF Shielding	100			dB
Passive Intermodulation		-165	-160	dBc
Capacitance		27 [88.58]		pF/ft [pF/m]
Inductance		0.067 [0.22]		uH/ft [uH/m]
DC Resistance Inner Conductor		3 [9.84]		Ohms/1000ft [Ohms/Km]

Specifications by Frequency

Description	F1	F2	F3	F4	F5	Units
Frequency	0.45	0.7	1	2.5	5.8	GHz
Insertion Loss (Max.)	0.3	0.38	0.43	0.7	1.1	dB

Electrical Specification Notes:

PIM test results vary between cables

The Insertion Loss data above is based on the performance specifications of the coax used in this assembly. The Insertion Loss includes an estimated insertion loss of 0.1*SQRT(FGHz) dB per connector.

Mechanical Specifications

Cable Assembly

Length	48 in [121.92 cm]
Diameter	0.5 in [12.7 mm]
Weight	0.6 lbs [272.16 g]

Cable

Cable Type	SPP-250-LLPL
Impedance	50 Ohms
Inner Conductor Type	Solid
Inner Conductor Material and Plating	Copper
Dielectric Type	PTFE
Number of Shields	1
Shield Layer 1	Helically Corrugated Copper Tube
Outer Conductor Material and Plating	Copper

Plenum 4.3-10 Male Right Angle to 4.3-10 Male Right Angle Low PIM Cable Using SPP-250-LLPL Coax Using Times Microwave Parts 4 Foot



LCCA31046-FT4

Outer Conductor Diameter	0.25 in [6.35 mm]
Jacket Material	FEP, Blue
Jacket Diameter	0.28 in [7.11 mm]
One Time Minimum Bend Radius	1.25 in [31.75 mm]
Bending Moment	0.8 lbs-ft [1.08 N-m]

Connectors

Description	Connector 1	Connector 2
Type	4.3-10 Male Right Angle	4.3-10 Male Right Angle
Impedance	50 Ohms	50 Ohms
Contact Material and Plating	Brass, Silver	Brass, Silver
Contact Plating Specification	200μ in	200μ in
Dielectric Type	PTFE	PTFE
Body Material and Plating	Brass, Tri-Metal	Brass, Tri-Metal
Body Plating Specification	80μ in	80μ in
Coupling Nut Material and Plating	Brass, Nickel	Brass, Nickel
Coupling Nut Plating Specification	200μ in	200μ in
Torque	15.05 in-lbs 1.7 Nm	15.05 in-lbs 1.7 Nm

Environmental Specifications

Temperature

Operating Range	-55 to +200 deg C
Storage Range	-55 to +200 deg C
Plenum Rating	UL910

Compliance Certifications (see [product page](#) for current document)

Plotted and Other Data

Notes:

- Values at 25°C, sea level.

Plenum 4.3-10 Male Right Angle to 4.3-10 Male Right Angle Low PIM Cable Using SPP-250-LLPL Coax Using Times Microwave Parts 4 Foot



LCCA31046-FT4

How to Order

Part Number Configuration:

LCCA31046 - xx uu



Example: LCCA31046-12 = 12 inches long cable
LCCA31046-100cm = 100 cm long cable

Plenum 4.3-10 Male Right Angle to 4.3-10 Male Right Angle Low PIM Cable Using SPP-250-LLPL Coax Using Times Microwave Parts 4 Foot from L-com has same day shipment for domestic and International orders. L-com is a leading manufacturer of wired and wireless connectivity products and committed to in-stock availability and same day shipping. Our portfolio includes coaxial cable assemblies, connectors, adapters and custom products as well as lightning and surge protectors, NEMA rated enclosures, and an RF product line which includes antennas, amplifiers, passive, and active components.

The information contained within this document is accurate to the best of our knowledge and representative of the part described herein. It may be necessary to make modifications to the part and/or the documentation of the part in order to impliment improvements. L-com reserves the right to make such changes as required. Unless otherwise stated, all specifications are nominal. L-com does not make any representation or warranty regarding the suitability of the part described herein for any particular purpose, and L-com does not assume liability arising out of the use of any part or document.ontained within this document is accurate to the best of our knowledge and representative of the part described herein. It may be necessary to make modifications to the part and/or the documentation of the part in order to impliment improvements. L-com reserves the right to make such changes as required. Unless otherwise stated, all specifications are nominal. L-com does not make any representation or warranty regarding the suitability of the part described herein for any particular purpose, and L-com does not assume liability arising out of the use of any part or document.

Plenum 4.3-10 Male Right Angle to 4.3-10 Male Right Angle Low PIM Cable
Using SPP-250-LLPL Coax Using Times Microwave Parts 4 Foot

L-com CAD Drawing

